

Democracy in the Digital Era **Manifesto**



UNDEF



The United Nations
Democracy Fund

www.reinventdemocracy.info

Copyright © 2017 Future Worlds Center, Nicosia, Cyprus.

Authors: **Yiannis Laouris & 105 others of the dialogues listed in page 4**

Editor: **Kevin Dye**

Data Analysis: **Kevin Dye & Jordan Kent**

Project Graphics Design: **Koullis Ioannou**

Design Manager: **Acpa Ksidea**

Video Production: **Leslie Timngum Ngam**

Democracy in the Digital Era: Manifesto

Yiannis Laouris & 105 others

Copyright © 2017 Future Worlds Center, Nicosia, Cyprus.

All rights reserved.

ISBN: 978-9925-554-15-7

This Manifesto is grounded on face-to-face deliberations, which lasted more than 4,000 person hours implemented using the methodology of Structured Democratic Dialogue and data analysis using a number of approaches including, word/tag clouds, data mining and advanced visualization techniques, visual representations of the connection of topics of interest, multiple rounds of voting, term frequency analysis, interpretive structural modeling, clustering analysis and prioritization, and others.

Co-Authors of this report

Project and Support Staff

Yiannis Laouris: Project Director, Senior Facilitator
Maria Georgiou: Project Coordinator, Certified SDD co-Facilitator
Roxana Gardenas: Certified Senior SDD Facilitator
Kevin Dye: SDD Senior International Expert, Certified Senior SDD Facilitator, Data Analyst, Editor
Elena Aristodemou: Editor
Jordan Kent: Data Analyst and Editor
Andreas Andreou: Assistant Project Coordinator
Katerina Fotiou: Assistant Project Coordinator, Certified SDD co-Facilitator, Technology Expert
Nuri Silay: Assistant Project Coordinator
Susan Handa: Assistant Project Coordinator
Penina Lam: Local Liaison
Natasa Loizou: Assistant Project Coordinator, Local Liaison
Eleni Philippou: Technology Expert, Certified SDD co-Facilitator
Aiki Economidou: Certified SDD co-Facilitator and Assistant Project Coordinator
Nicolina Karaolia: Certified SDD co-Facilitator
Olivia Constantinou: Candidate SDD co-Facilitator
Koullis Ioannou: Project Graphics Design
Acpa Ksidea: Design Manager, Candidate SDD co-Facilitator
Leslie Timngum Ngam: Video Production
Andreas Shoshilos: Expert Advisor

Participants

European Region:

Viktoria Pomazova
Matus Balaz
Vilma querama
Vincent Chauvet
Nuri Silay
Anna Routova
Joanna Annion
Kerfala Fofana
Anastasiia Klymentenko
Nikitas Mahmudis
Nikola Pribisova
Aleksandra Ignatoski
Jagoda Banach
Xhoni Gero
Agnija Kazusa
Jakub Gornicki
Nikola Kostic
Stepan Kment
Ion Muschei

African Region:

Apollo Murigi
Georgina Mabezere
Rahab Wairimu
Paul Kasoma
Abiba Abdallah
Gideon Ayodo
Daniel Ehagi
James Gondwe
Melvis Lu-uh Kimbi
Appiah Evelyn Opoku
Eleanor Opiyo
Abel Mavura
Abdulkarim Taraja
John Oyaro
Bill Graham Osei Akome
Jedidah Millapo

MENA Region:

Fatma Younis
Houda Halwani
Bengisu Colak
Ivi Solomou
Eslam Elhossien
Ano Surmava
Karim Chalhoub
Abedalrahman ALzghoul
Deloris Saad
Ayman Abu Aishe
Incinur Yilgin
Hassan Mahareeq
Takwa Makhoulouf
Hazim Musleh
Eytan Shafir
Omar El menofy
Hoda Touma
Karim Chalhoub
R.M.
N.B

American Region:

Carolina Beron
Emil Rodriguez
Lina María Jaramillo Rojas
Maria Angela Regis
Francisco Villatore
Mariano Schmidt
Marcos David Dominguez
Rodrigo Ivan Avalos
Ana Figueroa
Nicolas Muñoz Arango
Nicolas Jares
Mariana Rojas
Agustina Gricolo
Jairo Iván Matus Contrera

Australasian Region:

Afsaneh Seifinaji
Gayan Rajapaksha
Manasvi Sathish
Mannat Dhillon
Nabeela Iqbal
Omang Agarwal
Sakshi Sharma
Shadi Rouhshahbaz
Shagun Sharma
Shivam Aggarwal
Suraj Raj Pandey
Tamzid Sikder
Uzma Gul
Rafay Iqbal Ansari
Vinayak Rajsekhar
Ajnish Ghimire
Prachin Sharma Phuyal

A Manifesto for a Sustainable, Just and Ethical World

Roadmaps towards new systems of governance

Preface

The dawn of the millennium marked half a century without armed conflict between the world's major powers; the longest period in the history of the modern system of states. It also marked unsurpassed developments in information and digital technologies. Yet, despite the enormous opportunities we as people have to thrive, the first decades of the 21st century are loaded with incidents of terrorism, international violence, military operations, abuses of human rights, and political conflicts. Civil wars and ethnic cleansings claimed millions of innocent lives. Nearly one third of all countries in the world have experienced some type of violent conflict during the first two decades of the new millennium. At the same time, the idea of democracy, defined as people holding the power to govern themselves (Greek: δημοκρατία; δῆμος, which means "people", and κράτος, which means "power", and thus means literally "people power") is continuously degrading, "sliding, engineless and rudderless, under the surrounding sea of dictatorship, and whether the dictation comes from a politburo or a junta will make no difference," as Willy Brandt stated in the cold war era years. Power and wealth concentrate in the hands of a handful of individuals, "elected" or members of large-corporations, whose decisions that influence the lives of people on earth as well as all living and non-living things, are not based on wisdom, but serve personal interests of the few. We, people on earth, have embarked on a dangerous path, which irreversibly leads humanity towards dark futures. It is overdue that we reestablish democracy in its true sense.

This Manifesto proposes that we use the benefits brought to us by the digital revolution to harness the wisdom of people from all walks of life, honor the needs, rights and aspirations of all living and nonliving things and design new systems of governance that guarantee a sustainability, justice and the survival of whatever we call human and values.

The proposed political reforms emerged through the application of dialogic design science, first identifying those factors that are root to current shortcomings, and subsequently discovering those deep drivers (i.e., reforms) that would guarantee positive change.

This Manifesto aspires to kindle worldwide open debates leading to mobilizations for the design and implementation of new systems of governance; systems that will guarantee the survival of humanity.

Highlights of the Manifesto

Participation of all Stakeholders

§1 The governing of human activities and relations is a matter of concern to all living and non-living creatures on earth and beyond. It is unethical to take decisions that affect the lives of people or the future of life on earth without the explicit permission and authentic participation of all those whose lives or futures are influenced. Indeed, the "Law Requisite Action" predicts that any action plans to reform complex social systems designed without the authentic and true engagement of those whose futures will be influenced by the change are bound to fail. It is therefore imperative that future systems of governance put in place mechanisms by which all relevant stakeholders can participate effectively in envisioning, deliberating, designing and deciding about future systems. Special attention should be given to future "owners of life" (i.e., the youth and the biosphere), women and other currently underrepresented groups (i.e., vulnerable groups, people with non-citizen status, etc.), organized civil society (i.e., participation beyond traditional political structures), as well as those who represent the "rights" of non-human beings (i.e., plant and animal life, bio-technical environment, oceans, earth, atmosphere, and space and matter beyond earth).

Effective Participation

§2 The constitutional right to directly and indirectly participate in political and public life, to vote and be elected, aims at eliminating marginalization and discrimination, as well as securing meritocracy and equal access to public service positions, fair, just, democratic, and effective decision-making, and good governance (§3) in the absence of corruption (§4). However, participation rights are inextricably linked to other human rights such as the right to peaceful assembly and association, to freedom of expression and opinion, and to education and information. Thus, effective participation is only possible when all relevant conditions are secured. The UN should ratify the "Right to Participate," along with all accompanying requirements for authentic and effective participation, as a basic human right.

§2.1 Access to information is a Human Right: Freedom of information is an extension of freedom of speech, a fundamental human right recognized in international law. "Right to Information Acts," ratified by some national parliaments should be consolidated by the UN to elevate "access to information" to a basic human right. It should be extended to include freedom of expression in any medium, be it orally, in writing, print, through the Internet or through art forms and accompanied by measures that make access simple, efficient and meaningful.

§2.2 Effective Access: Citizens should have access to information, knowledge and tools that empower them to act as "systems scientists" without having to know the theory and practice, just like astronauts who fly spaceships are not expected to command or comprehend all background science.

§2.3 Open Data, Open Technologies: As our dependence on technology increases, so does the need for democratization of processes of their design and development. We must guarantee access and simplicity of interfaces and APIs that interact with public data.

§2.4 Participation at all levels: Democracy of the 21st century usually sadly refers to the right to take part in the high-level political processes such as electing presidents and members of parliaments or analogous, while at the Our societies should encourage cultivate participation from very young ages, at all forums, from local to global.

Effective Management and Governance in Public Spheres

§3 Whereas a license is required to drive a car in a public road, a clean criminal record is sufficient to put anyone on the driving wheel of a country. Ancient Athenians applied lottery to "elect" their representatives, because they believed that ethics and responsibility were more important than education. Today's complex challenges however require that those elected, as well as senior public servants have satisfactory knowledge, experience and skills, in addition to sound, and verifiable adherence to ethics and values. Moreover, the system should feature checks and balances and options for stakeholders' participation in decision-making (§1,2), beyond those designed centuries ago to serve centuries old systems of governance. Unlike any other physical or biological system, the systems of electing and monitoring representatives and other senior public servants lack the most rudimentary characteristic of any viable system. The magic words are "feedback," and "accountability."

§3.1 Monitor, assess and optimize systems of governance: Systems of governance should utilize science and harness the digital era to provide more, faster, and efficient services to the citizens. Early detection of incidents of bureaucracy and failures is key.

§3.2 Reduce confidentiality: Transparency at all levels of management and governance increases public trust, accelerates feedback, and enhances our ability to correct and optimize systems. Politicians' and senior technocrats' draft documents, bills, or activities, positions, voting and decisions should be published and made accessible (§2).

§3.3 Revise systems of elections and representation: More often than not, those we elect to represent our interests and aspirations, fail to do so; even worse, they may even take advantage of their position to satisfy their own personal interests since monitoring, accountability, and effective punishment are absent (§4). Digital and block chain technologies can create real-time, secure, and anonymous "connections" between citizens and their representatives. The mandate should be revoked if a representative loses more than a weighted majority (e.g., >70%) of her supporters. Citizens could also engage in frequent, multiple, direct voting processes, without relying on intermediaries. Pros and cons, as well as threats of all new solutions should be considered and addressed (§2).

§3.4 Unethical behavior of elected or other officials is a criminal offence: Serving the interests and representing the aspirations of others is an act of trust, and its betrayal should have serious consequences.

Abolish Corruption

§4 Corruption emerges when those in power become greedy and exploit system weakness for personal benefit. Greediness can be addressed, in a longer term, through educational reforms that develop empathy, teach ethics and values, train in mindfulness and meditation, and cultivate sustainable development. Technology can guarantee processes that are efficient (§3), secure fully transparent, can be monitored at all stages by those in charge as well as the public at large, are resilient to exploitation, and provide early detection of violations.

§4.1 Transparency Citizens have unrestricted access to all public processes: The digital era should guarantee instantaneous and effective (as defined in §2.1) access to all processes for all private and public actors, CSOs and media.

§4.2 All equal under the law: Article 7 of the Universal Declaration of Human Rights states that "All are equal before the law and are entitled without any discrimination to equal protection of the law immunity that politicians enjoy," should be revised as such immunity encourages corruption.

Eradicate Violence, Poverty and Injustice

§5 The richest 1% owns half the world's wealth, when 1 in 10 people survive on less than \$2 a day. Inequality is trapping hundreds of millions in poverty. We have an ethical responsibility to level financial and historical injustice not only because it undermines democracy by making voices unequal, but because it powers up a bomb which will explode..

Citizenship Education

§6 The idea of democracy is inherent in civics education, but democracy, participation, institutions, human rights, and the rule of law should not remain abstract concepts to talk about, but principles, which determine the way we live and interact with each other. Young and adult citizens alike should experience these virtues in their families, schools, neighborhoods, local communities, public and private institutions, as well as in all interactions with institutions of the state at large. Citizens should feel reassured that all institutions respect governance of the people by the people, and are accountable to citizens. Schools should practice these principles at all levels of the educational process, empowering children to participate in their own learning, choose what to learn, co-design their school environments, as well as serve the needs of their local communities in the realm of open school. Citizenship education also includes awareness campaigns about human rights, the role of citizens, incentives and mechanisms for interactions and collaborations between government, local authorities, societal organizations and agents of change. In the era of hyperconnectivity, digital literacy is of utmost importance. Especially for younger learners must learn to recognize fake media and appreciate how data manipulation can influence public opinion and disempower people.

Harness the Digital Era to design new models of Governance

- §7 The digital era has rendered all types of intermediaries obsolete. The increased connectivity, in connection with enhanced access to information, also opened up enormous new opportunities including the possibility to “connect directly” people and law making and/or decision-making processes, thus enabling large numbers of people to participate in debates and decisions. These developments also increase possibilities for disagreements and conflicts, and present new challenges.
- §7.1 New Technologies for Massive Participation: We survive as human race because we are able to solve problems. However, the challenges we face today are far too complex for any single individual to tackle them alone. There is an urgent need for technologies that enable efficient massive participation and collaboration between people as well as between machines and people; technologies that empower humans to act and operate as systems scientists (); allow them to share thoughts and interact authentically in multiple public (real and virtual) spaces; guarantee that wisdom always prevails in their choices and actions.
- §7.2 Protect the Authenticity and Anonymity of Citizens' Opinions and Choices: With increased dependence on technology, new forms of systemic vulnerabilities emerge such as hacking and stealing identities and personal data, manipulating public opinion and disempowering people through data manipulation, etc. The repartition of power and responsibility among public authorities, corporate agents, and citizens should be balanced. Research and tools to combat such threats is an absolute priority.
- §7.3 Respect and Enhance Human Cognitive Limitations: The overwhelming bombardment with information through digital screens has brought to light significant cognitive limitations in our attentional abilities! In line with the Onlife Manifesto, “Societies must protect, cherish and nurture humans' attentional capabilities.” To be able to evaluate exponentially increasing options and the impact of our choices, we need artificially intelligent agents, and tools that would allow us to browse and interact not only with information, but also with simulations and projected futures that emerge depending on choices we might make.

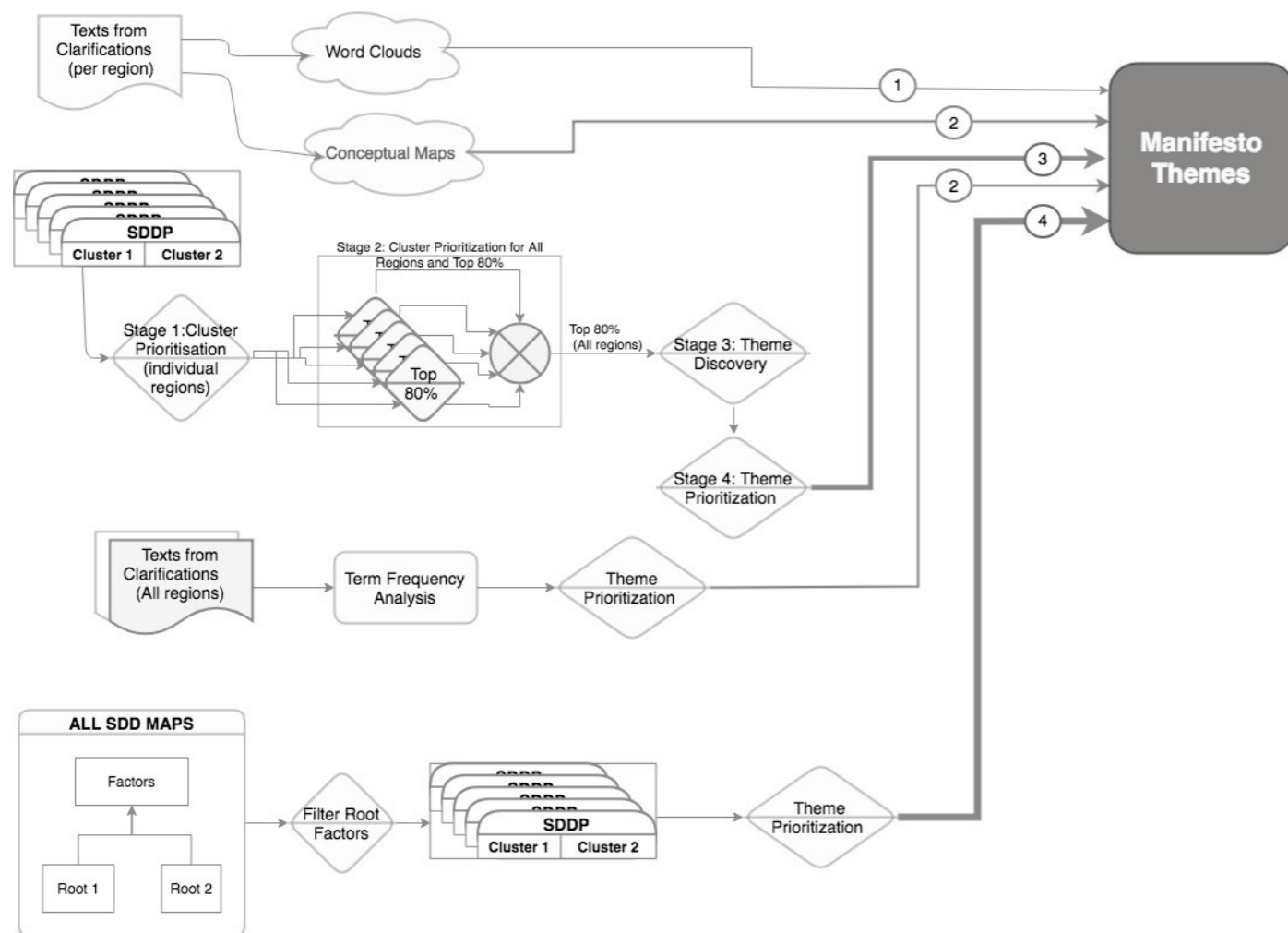
This Manifesto is only the beginning of designing a new world that is sustainable, just and ethical,...



Scientific Grounding of the Manifesto

This short Manifesto is scientifically grounded on large-scale processing and extensive analysis of contributions from about 100 young leaders from about 50 countries who have collaborated for more than 4,000 person hours in face-to-face Structured Democratic Dialogues (SDDs), plus unaccounted number of person hours (of the same youth pioneers plus additional 1000 others referred to as “Shadow participants”) invested in peer-to-peer and/or small-group virtual interactions.

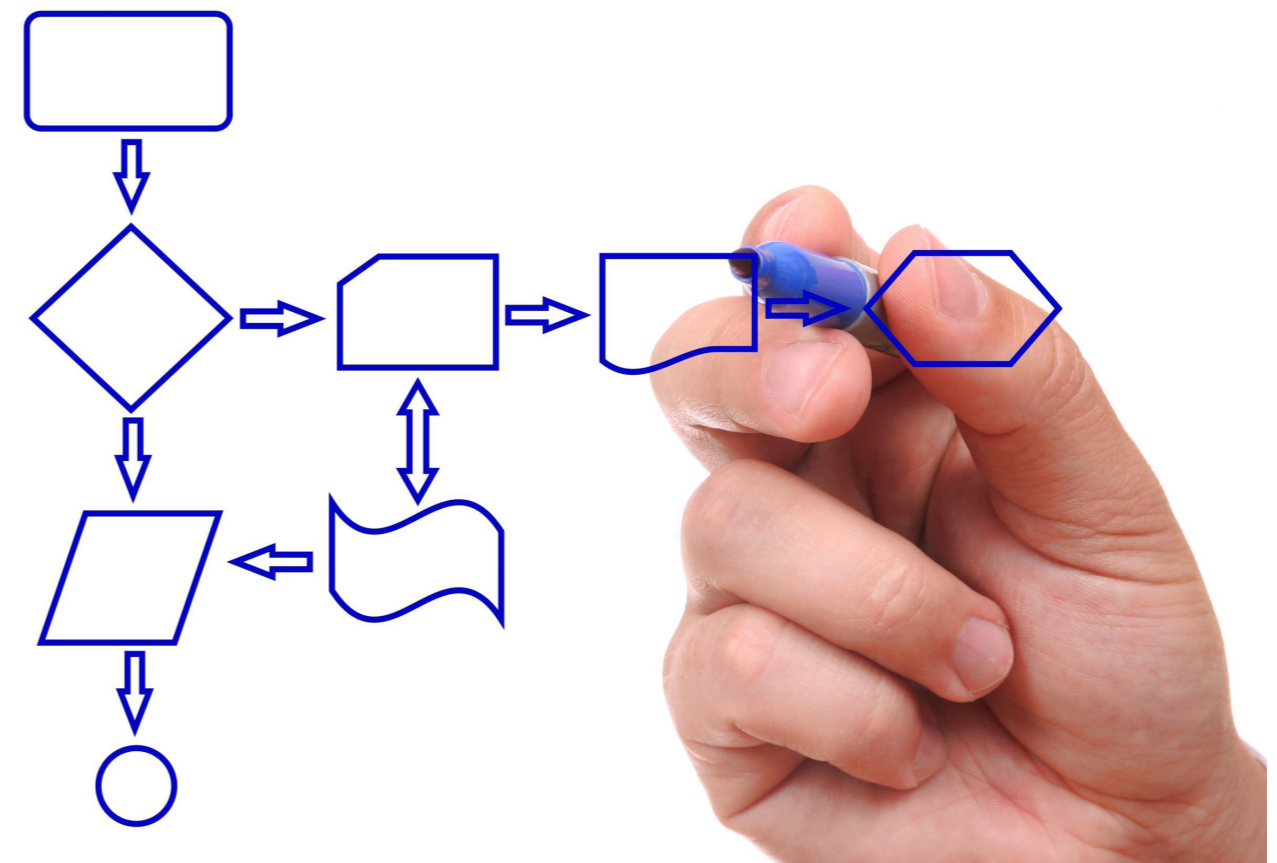
A battery of diverse scientific methodologies was applied in concert to achieve gradual data-, and idea compression until we could identify the most significant, most critical themes, which, in turn, informed and imposed the focus and content of each Paragraph (i.e., Section) of the Manifesto. The following diagram depicts a semi-quantitative model of how the results of each analysis informed our decision as to what to include in the Manifesto. The weight given to the results of each analysis is represented by the width of the arrows.



Methodologies and Criteria used to discover themes for inclusion in the Manifesto

Five different scientific methods were deployed to inform the Manifesto. (i) Simple word clouds provided a helicopter view of the content of the debates. The thin line leaving the [WORD CLOUD] box, illustrates that the weight of information from word clouds was low (in this case indicated as “1”). (ii) Term frequency analysis provided a quantitative measure of how often certain terms were used. Again the thickness of the line indicates that while this information is more relevant than a simple word count (i.e., word clouds) it is still not the most important when it comes to deciding the themes of the Manifesto. (iii) Conceptual maps inform us how topics of interest are connected. This information was used to decide the context in which certain terms (e.g., “corruption”, “online platforms”, etc.) were mentioned. The decision for identifying and choosing themes for the final Manifesto was mainly based on the results of the application of a theme discovery methodology using the clusters that emerged from the SDDs (i.e., iv), as well as on the root factors of the MAPS created during the SDD processes. For details regarding the methodologies, the reader should refer to the next sections.

The next sections provide short explanations of how each different type of analysis was implemented.



3. Theme Discovery Methodology applied on Clusters

We next used a three stage approach to discover key themes using as input the names of all the Clusters created during the SDDPs. Where the names were not completely descriptive of the ideas included in that cluster, we used the specific descriptions and meanings of the ideas included in that particular cluster.

Stage 1: Cluster Prioritization

Calculation of cumulative Influence scores and votes for each cluster (per region).
Normalization of the votes and influence scores for each cluster.

Stage 2: Cluster Prioritization

Ranked the Clusters of each region, first according to Influence, and then by vote.
Selected only those clusters whose cumulative influence summed up to 80% of the total. Combine all the region's top 80% clusters.

Stage 3: Theme Discovery

The next sections describe the method applied for each stage in greater detail.

Stage 1: Cluster Prioritization for Individual Regions

The analysis required a stepwise process explained below.

Step 1

We created an excel spreadsheet with the individual clusters along with the total number of votes that the ideas in that cluster have received as well as the total influence of the same ideas. The following table illustrates the format of this tables.

Idea	Statement	Votes	Influence
Idea X	Idea(x) title	# of votes of Idea(x)	Influence score of Idea(x)
Idea Y	Idea(y) title	# of votes of Idea(y)	Influence score of Idea(y)
Idea Z	Idea(z) title	# of votes of Idea(z)	Influence score of Idea(z)
		Total votes for Cluster 1	Total Influence Score for Cluster 1

At the bottom of each column in bold are the total votes and total influences.

To find the Influence Scores we used the Matrix on the Map. We imported the Matrix into an excel spreadsheet and made sure to check for cycles. Then we added each row to find the number of influence per challenge.

Step 2:

Next we sorted each cluster table first by Influence, then by Vote, and then by Idea number.

Step 3:

We created a new table (see below), with cluster code (i.e. the number of the cluster in the particular region), Cluster Name, Total Votes of all ideas in that Cluster, their normalized value and their cumulative, as well as Total Influence Scores of the ideas in that cluster, their respective normalized values, and again their cumulative.

Then we sorted this table first by Normalized Total Influence Scores, then by Normalized Total Votes, and then, whenever necessary, by Cluster Number.

Cluster #	Cluster Name	Votes	Norm. Total Cluster Votes (%)	Cumul. Votes (%)	Total Cluster Influence Score	Norm. Total Influence Score (%)	Cumul. Influence Score (%)
1	[Name X]	#	%	%	#	%	%
2	[Name Y]	#	%	%	#	%	%
3etc	[Name Z]	#	%	%	#	%	%

[LEGEND]

Table exemplifying the organization of the votes and influence scores and the calculation of normalized values and their cumulative.

Step 4:

We finally used the Cumulative Influence Scores to chose those clusters that made up >80% of the total. If by that stage the cumulative votes were less that 80%, we included additional clusters so that at least 80% of the total cumulative votes were also included.

Stage 2: Cluster Prioritization for All Regions and Top 80%

Once cluster prioritization was complete for individual SDDPs in Stage 1, we began this next stage of analysis, compiling the clusters from ALL regions. We decided to take the clusters that comprise around 80% of the voting and influence importance, and create an excel with the top clusters from all regions, including the normative votes and influence scores. The cluster code were expressed using the Region abbreviation, Action/Challenge, number eg., AM A 2 (American Action cluster 2). The color of the Cluster number represents the color of the region.

Cluster Code	Cluster name	Normalized Total Votes	Normalised Total Influence Scores
Region abbreviation, Action/Challenge, number	Cluster name	%	%
Region abbreviation, Action/Challenge, number	Cluster name	%	%
Region abbreviation, Action/Challenge, number	Cluster name	%	%

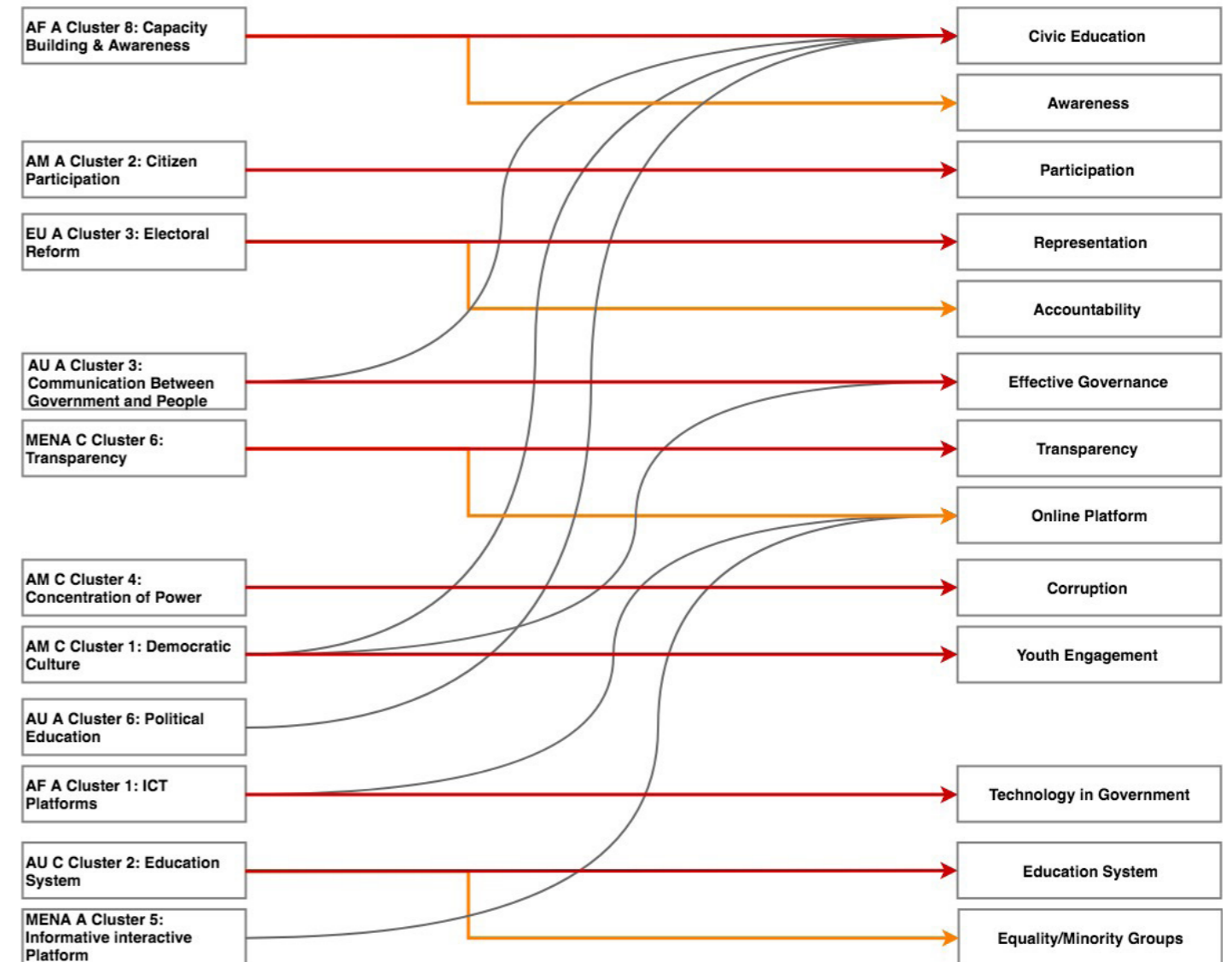
Next we sorted the clusters first by Normalised Total Influence Scores, then by Normalized Total Votes, and if necessary by cluster number (much like we did for sorting the clusters for individual regions in stage 1). This helped us identify the most significant clusters of all the SDDs, representing the participants' corresponding ideas.

Looking at the final table, the five highest ranked clusters ended up including one cluster from each region. The most important clusters are:

- African action cluster 8: Capacity building & Awareness
- American Action cluster 2: Citizen participation
- European action cluster 6 Electoral reform
- Australasian action cluster 3: Communication between government and people
- Middle East and Northern Africa challenge cluster 6: Transparency.

Stage 3: Theme Discovery

Once we had the list of the most important clusters from every region, we began the third stage of analysis, i.e., Theme Discovery. This was done manually, extracting the general themes from each cluster until we believed we covered all the general themes. The diagram below exemplifies the approach.



[LEGEND]

The Diagram illustrates the method by which we “discovered” themes. On the left are the Clusters as selected by the previous stages. On the right are the themes.

We applied a technique modified from the standard Agglomerative Clustering, to come up with a number of Concept Containers (i.e. Clusters) that could host the most frequently used terms. This technique is basically a “bottom up” clustering method, in which each term (starting from the top) is placed in its own Container. The naming of the container (i.e., theme) was done either using the original term (from the cluster name) or a generalisation of it to allow subsequent similar-in meaning terms to also be placed there. The meaning of was taken from the actual ideas contained in the respective cluster. As new containers (i.e., themes) were formed, they were sometimes merged if their meaning was very similar. The process was terminated when clusters on the left did not require the creation of new containers to “host” their meanings. This approach allowed us to come up with more than a dozen important themes.

The list below provides more details regarding the definitions we used for the top 13 themes discovered.

1. **Civic education- Educating** people on their rights and obligations as citizens, i.e. voting, and creating general understanding of democracy and government processes.
2. **Awareness- Promoting** and engaging in democratic processes
3. **Participation- Citizen** participation in the democratic process
4. **Representation- Create** more equal representation of the public in government
5. **Accountability- Holding** government officials accountable to their constituents
6. **Effective governance- This represents** general government reforms, and changing or introducing new system, structures or institution
7. **Transparency- Allow** citizens access to information to keep the government accountable and to stay informed
8. **Online platform- refers** the use of websites, social media, etc. for the purpose of engaging or informing people. For example, government departments make a website to discuss policies or the use of social media to organise events.
9. **Corruption- Abuse** of powers by government officials
10. **Youth engagement-** Increase youth engagement through projects, internships, use of technologies, etc.
11. **Technology in government-** refers to specific processes in government using technology, i.e, online voting, updated administration and bureaucracy, etc.
12. **Education system-** General education reforms i.e., better education in rural areas, equal access, etc.
13. **Equality/ minority groups-** (in)equalities, (in)justices, and discrimination or inclusion of minority groups i.e. women, youth, disabled or racial/religious minorities.

Once we believed we covered all the general themes discussed by the participants, we used this list in subsequent analyses.

Stage 4: Theme Prioritization using expert’s opinions

In order to assign possible weights to each theme, we invited five experts to conduct an evaluation exercise. Their responses were averaged. Specifically, we asked them to consider carefully the contents of each cluster from those selected in the previous stage (always having in mind the actual participant’s ideas within the respective cluster) and distribute 10 points to the themes, assigning numeric value to the themes which they thought were addressed most by the meanings in that cluster. The table below provides an example to exemplify the process.

		Theme 1	T2	T3	T4	T5	T6	T7	T8	T9	T10	T11	T12	T13	
AF A 8	Title	4		1			3		2						10
AM A 2	Title				2			5		1		1		1	10

[legend]

Five experts were asked to distribute 10 points across themes for each cluster.

How was this used as input for the final Manifesto

This analysis had a much more significant weight than those previously described in deciding key themes of the Manifesto as well as deciding the extent and depth to which each theme should be covered. The results of this analysis are illustrated in pages XXX. As it turned out, Effective governance, Education, Transparency, Online Platforms, Participation, Corruption, Youth engagement and Accountability, received very high scores. That is why these themes were given significant attention in the drafting of the Manifesto.

4. Term Frequency Analysis

In order to explain the next type of analysis, it is necessary to distinguish between “word” and “term.” A term is a word that has meaning (semantics) and most often refers to objects, ideas, events or a state of affair. A term is (in addition to being a word) a point of reference, a concept, whereas a word is only a constituent of language. Hence, term is a word that is mentioned frequently in connection with many other words. Term frequency analysis was therefore used in order to provide a quantitative measure of how often certain terms were mentioned. We used as Input for this analysis the concatenated texts from all clarifications across all regions, in contrast to the Word/Tag analysis, which was conducted separately for each region. Thus, the terms that ranked top, were terms used most frequently across all regions. For example, this analysis, ranked at the top the terms “young people,” “social media,” “online platform,” “democratic process,” and “decision making.” Even with a bird eye’s view, the naive observer could reasonably assume that the participants’ focus and concerns centered predominantly on two themes: (a) What and how (maybe also Why, Who, and When) digital technologies should be used; (b) A significant concern is how the youth participates in democratic processes and decision making.

The raw data used for this analysis are available as Appendix X.

Term Frequency Methodology:

The program we used for Term Extraction is Termine¹ using the Tree Tagger program for generic text (i.e., not the standard Genia Tagger, which is specialized for Bio-Medical texts) and the theoretical grounding was based on relevant literature².

This software algorithm recognizes multi-word co-occurrences. However, it uses more advanced statistical analysis to calculate the likelihood ratio for terms consisting of two or more words appearing together. The method uses the text as input to produce a list of candidate multi-word terms. These are then ordered by the degree to which a stable lexical unit is related to some domain-specific concepts, which is referred to as Score.³

The score is a domain-independent method for automatic term recognition, which combines linguistic and statistical analyses, emphasis being placed on the statistical part. The linguistic analysis enumerates all candidate terms in a given text by applying part-of-speech tagging, extracting word sequences of adjectives/nouns based, and stop-list. The statistical analysis assigns a score to a candidate term by using the following four characteristics:

- The occurrence frequency of the candidate term
- The frequency of the candidate term as part of other longer candidate terms
- The number of these longer candidate terms
- The length of the candidate term

The output list was evaluated by the analysts assuming that they are domain experts. The candidate terms were ranked according to score (Note: The first column in our tables is the rank; terms with the same score are assigned the same rank; terms that were excluded are not shown). The domain experts could scan the list starting from the top and process as many as time and money allowed. For the purposes of this analysis we present the analysis for ca. 280 terms, but for “extracting” concepts for the purposes of drafting the Manifest, we have constrained ourselves to the top 20-30.

1 <http://www.nactem.ac.uk/software/termine/>

2 Frantzi, K., Ananiadou, S., & Mima, H. (2000). Automatic recognition of multi-word terms: the c-value/nc-value method. *International journal on digital libraries*, 3(2), 115-130.

3 Wong, Wilson. 2009. “Determination of Unithood and Termhood for Term Recognition.” In *Handbook of Research on Text and Web Mining Technologies*, By Wilson Wong, 500-529. Western Australia

Theme Prioritization using expert’s opinions

This term frequency list was used to validate the themes discovered in the previous analyses. Similar as in XXX, we invited five experts to conduct an evaluation exercise. Their responses were averaged. Specifically, we asked them to consider carefully the meaning of each term and distribute 10 points to the themes, assigning numeric value to the themes which they thought was addressed most by the meaning in that term. For example, the most frequently used term, “young people”, corresponds with the themes participation, civic education and youth engagement.

How was this used as input for the final Manifesto

The results of this analysis were only used to confirm that the themes discovered in the the previous analysis were relevant.

Harnessing the collective wisdom of all participants

The pivotal method from all analytical approaches was the consideration of the results of the SDDPs, as these are expressed in the form of Influence Maps. We have taken the Statements from all 10 Maps that ended up at the root of the maps, i.e., those that the participants collectively considered as the most influential, and used them as input to this final analysis.

Step 1: Calculation of normalized votes and influence scores

We listed all ROOT ideas (selected the lower two levels or enough to include $\frac{1}{3}$ from each MAP; in case of ideas with equal scores on the same level, all were selected) and calculated normalized values for the individual influence scores and votes of each one. The total number of the ideas selected was 60.

Step 2: Ranking of Statements

We ranked the Statements according to first by Normalized Influence Score, then by Normalized Votes and whenever necessary by the Idea Number.

Step 3: Theme Mapping and Prioritization using expert's opinions

In order to validate the discovery of the themes which took place in previous analyses we invited again five experts to conduct an evaluation exercise. Their responses were averaged. Specifically, we asked them to consider carefully the meaning of each idea and distribute 10 points to the themes, assigning numeric value to the themes which they thought was addressed most by the meaning in that idea.

The results of this analysis are illustrated in pages XXX. As it turned out, Effective Governance, Participation, Transparency, Civic Education, Equality/Minority group, Online Platforms, and Education Systems received very high scores. That is why these themes were given significant attention in the drafting of the Manifesto.

How was this used as input for the final Manifesto

This analysis had the greatest weight in deciding not only the key themes of the Manifesto, but more importantly the depth and extent to which each of those themes should be addressed.

Structured Democratic Dialogue

The Structured Democratic Dialogue Process (SDDP) Methodology was used for the implementation of all regional dialogues. At the heart of SDDP, the Interpretive Structural Modeling algorithm is used to reduce the time that participants need in order to conclude with consensus a dialogue which reveals influence relations between pairs of ideas gradually resulting to the construction of what is called an Influence MAP. These MAPS provide a visual representation of how ideas are interrelated, with ideas at the root being the ones that exert maximum influence to those above. When the Influence MAP structures Challenges, those at the root are the key challenges. In the case of exploring actions, those at the root are considered deep drivers for change.

For about 3-4 hours participants submit single-sentence responses as well as long clarifications in response to a specific Triggering Question. In all Co-Laboratories (this term is preferred over 'workshop' to emphasize the fact that participants explore and discover together) of this project the same two Triggering Questions have been used:

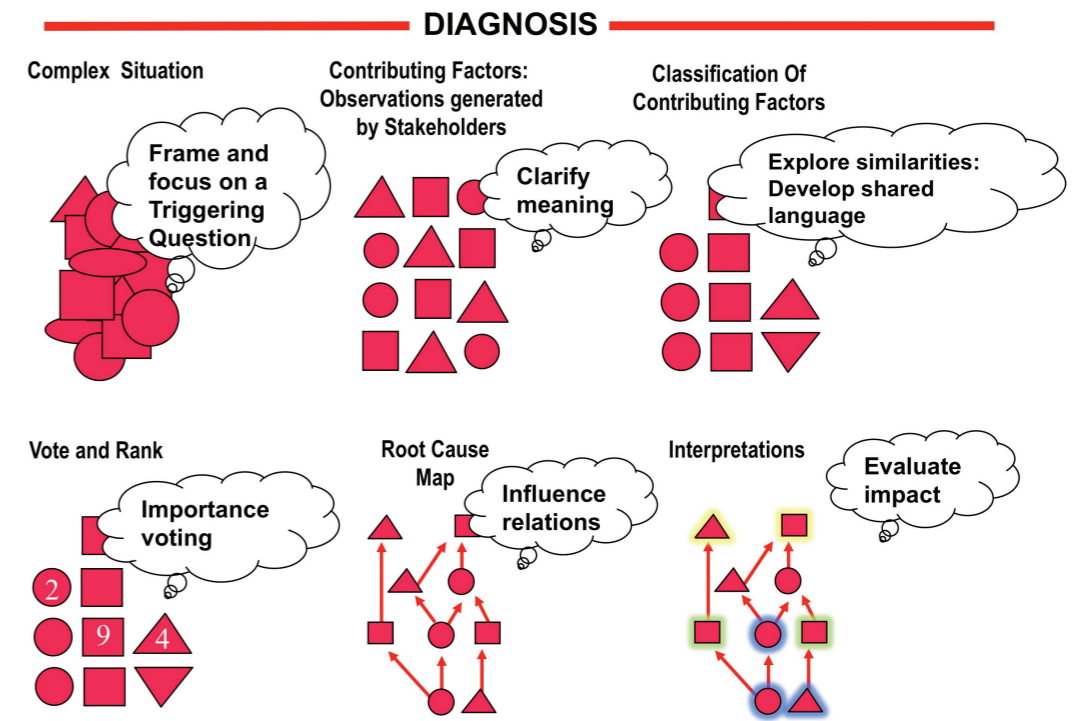
What are key shortcomings of our current systems of governance that could be improved through technology?

What concrete action, project or product would you propose to solve a particular shortcoming of current systems of governance?

During the first few hours, other participants may ask clarification, but no judgment questions. A bottom-up approach is subsequently applied to cluster all Statements into groups according to similarity and then participants are asked to choose the five they consider most important. The Statements that receive two or more votes enter the final discussion in which participants explore influence relations such as:

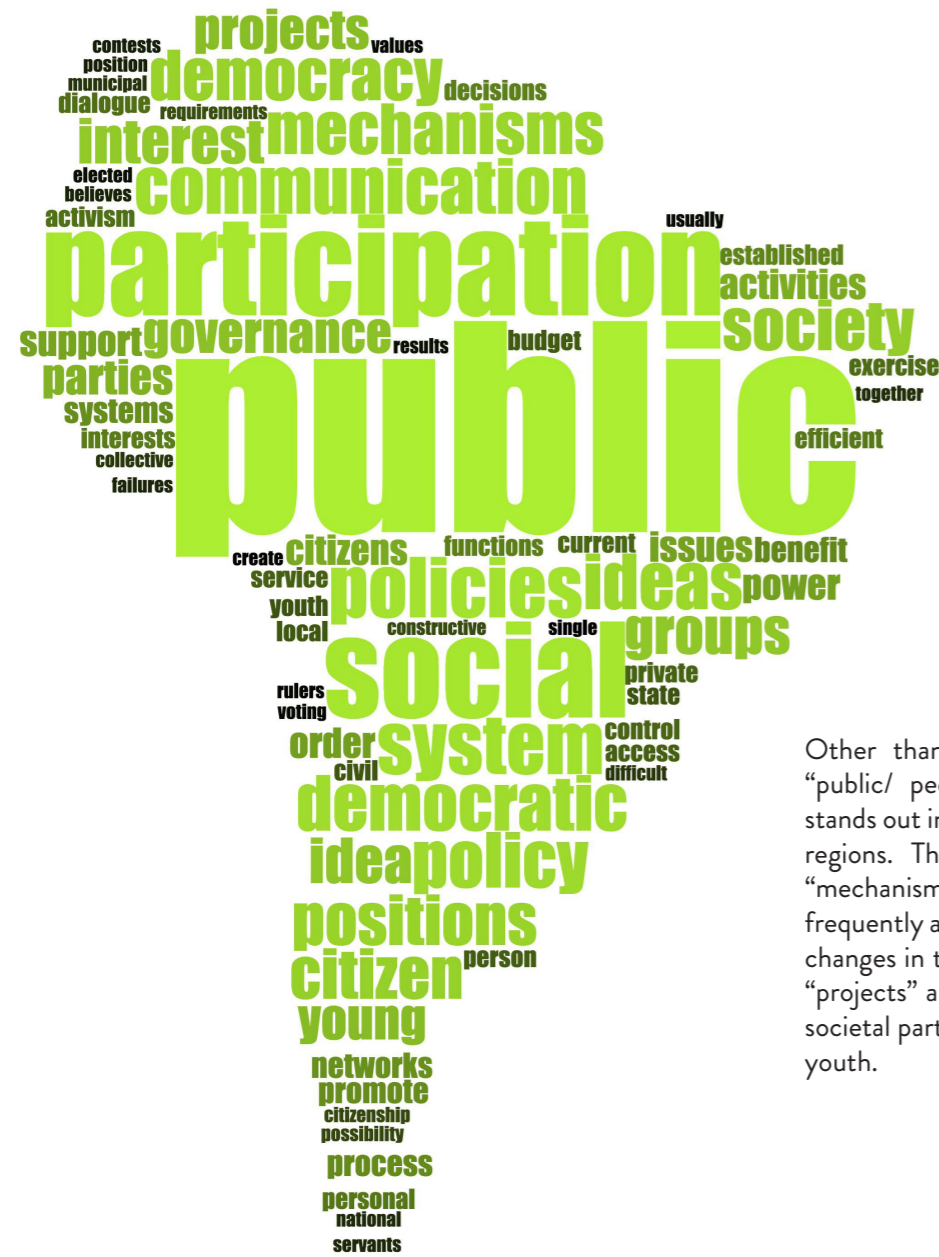
If we make progress in addressing Challenge (or Action) X
Will this help us SIGNIFICANTLY address Challenge (or Action) Y?

Since the number of combinations is in the order of several hundreds, the ISM algorithm is applied to reduce them to less than one to two hundreds using inductive logic, thus making it possible for the participants to explore the full spectrum of the issue. The result is an Influence Map, which is a tree structure that represents the collective wisdom of the participants and their consensus as to which Challenges (or Actions) are the most influential, i.e., ideas that end up at the root of the map are much more influential when it comes to addressing the overall challenge (or action).



In the results section, we provide all Influence Maps along with their corresponding root factors, i.e., those ideas that the collective wisdom of the participants (following a structured face-to-face process of ca. 800 person hours per region) placed them at the root of the tree. As explained previously, because this process is very rigorous and highly participatory (i.e., harnessing collective wisdom to generate consensus), these factors have been given higher priority when feeding concepts to the Manifesto.

1. Word/Tag Clouds



Other than the most common words of “public/ people”, the word “participation” stands out in America compared to the other regions. The words “communication” and “mechanisms” also appear comparatively frequently and suggest the need for systemic changes in the region. The topics of “social”, “projects” and “young” suggest the need for societal participation and engagement of the youth.

PUBLIC
PARTICIPATION
SOCIAL
COMMUNICATION
GOVERNANCE



“Participation” and “social” are words distinguished with respect to frequency and do not appear so prominently in other regions. “Virtual” seems to be a synonym for technology, which can also be seen in “media”. “Education” and “youth” are two concepts that are important to participant of America. “Corruption” and “information” also were hot topics of the discussion.

PEOPLE
PARTICIPATION
CORRUPTION
INFORMATION
YOUTH

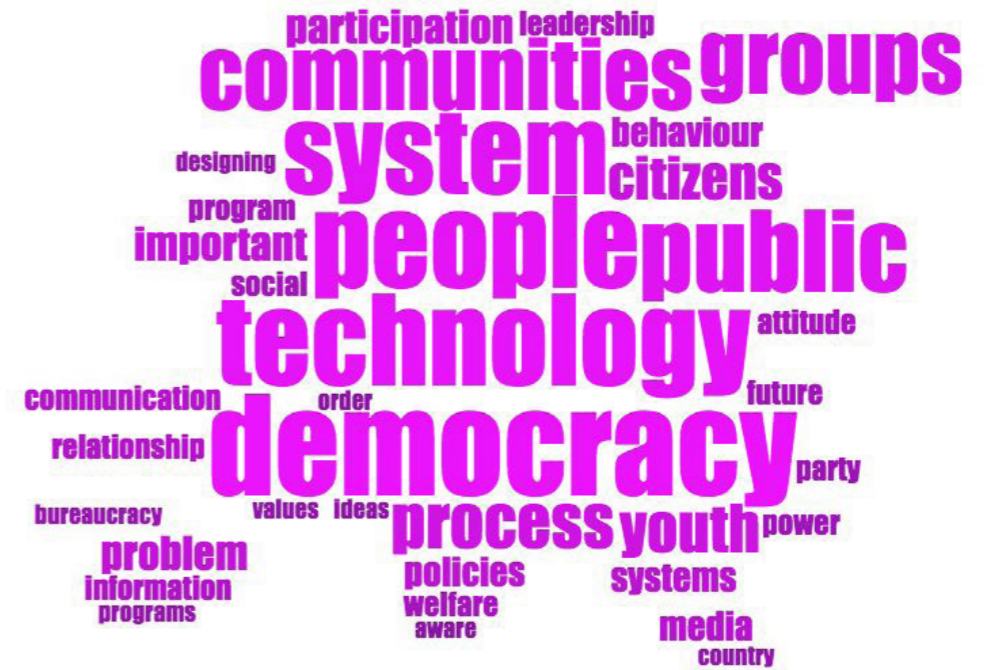


“Education” stands out most in this region. Use of the words “groups”, “community”, “system” and “society” seems indicative of the culture and the importance of society as a whole. “Technology” and “development” were also important to the participants of Australasia, highlighting the importance of progress with regards to technology and democracy.




PEOPLE
TECHNOLOGY
EDUCATION
GROUPS
DEVELOPMENT

“System”, “process”, “public” and “technology” appear more frequently than in other groups. “Communities” and “groups” are also very relevant in this region. “Behaviour”, “future” and “leadership” are topics that seem to be specific to the Australasian context.



SYSTEM
COMMUNITIES
TECHNOLOGY
YOUTH
PUBLIC

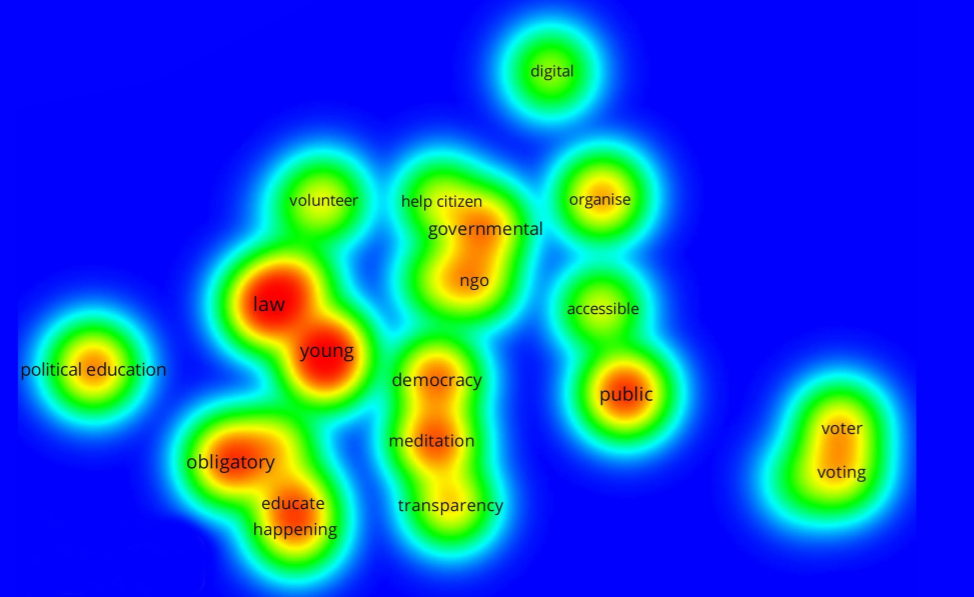
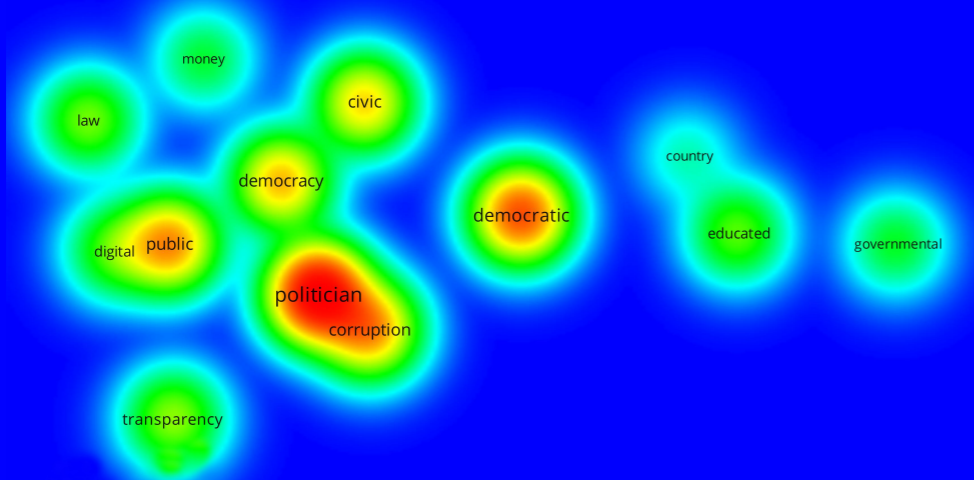


REINVENTING
DEMOCRACY
AUSTRALASIA INITIATIVE

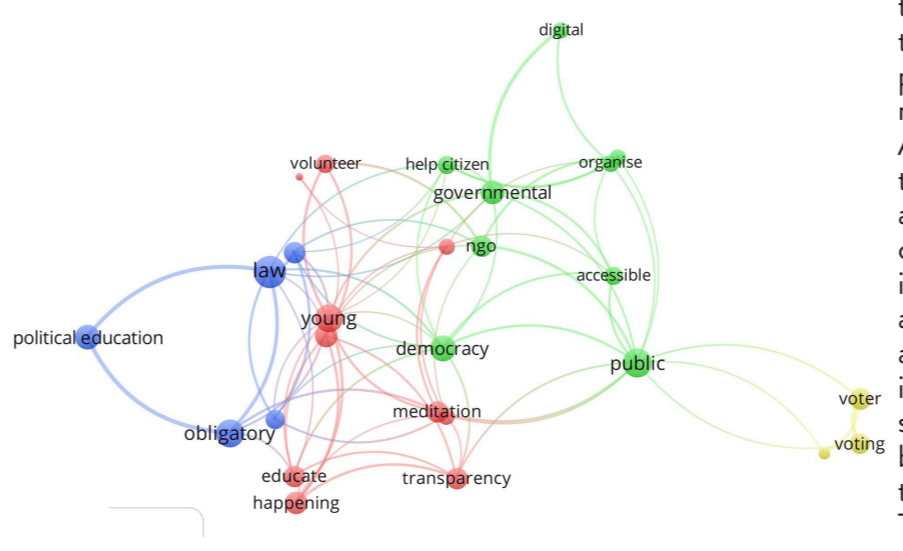
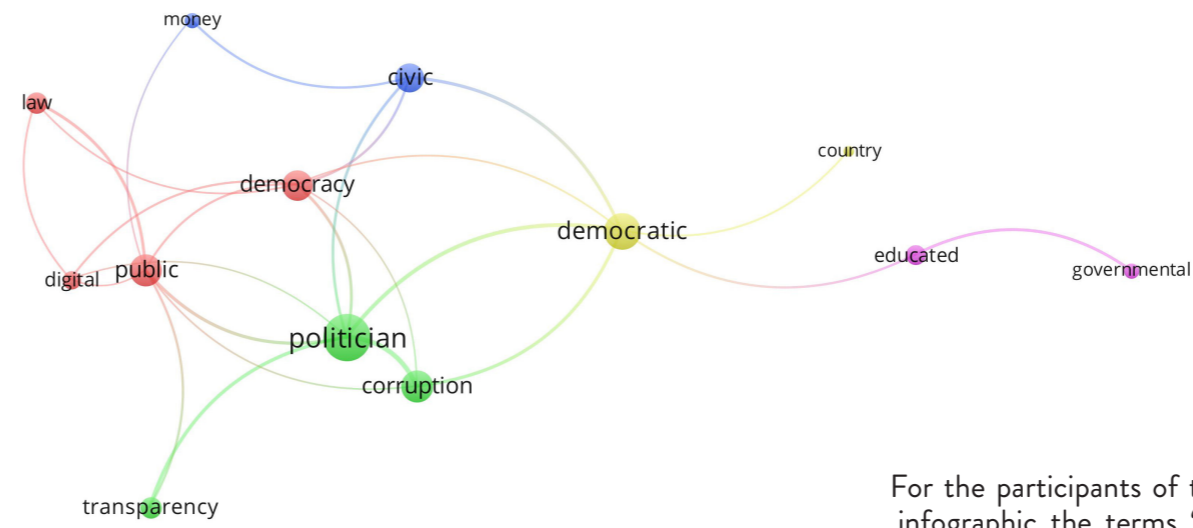
2. Conceptual Maps based on the adjacency matrix of a network

Shortcomings

Actions



Democratic	§2, §2.4, §5, §6
Politician	§3, §3.2, §3.3, §3.4, §4
Digital	§3.1, §3.2, §4.1, §6, §7, §7.3
Corruption	§2, §4, §4.1, §4.2
Public	§1, §2, §4, §7.1, §7.2
Law	§2.1, §2.2, §2.3, §3.3, §3.4 §4, §5



For the participants of the European dialogue, in the challenges infographic the terms “Politician” and “Democratic” appear as their key concerns. Noticeable is the short distance between the terms “corruption” and “politician.” The meaning of this proximity is that these two terms are often used together. It reflects the participants’ frustration with corrupt politicians. Almost on the same island, closely related to “politician” are the terms “democratic,” “public,” “democracy,” and “civic.” “Digital” almost overlaps the term “public.” The term “transparency” is also closely related to both these terms, perhaps suggesting actions to increase transparency in an effort to combat political corruption and empower the public with access to more information. “Digital” and “public” are also closely related, showing the participants’ ideas of how increasing the use of digital technologies could support the informing and engaging of the public. This proximity between “digital” and “public” is found in most regions, reinforcing the goal of the project, to reinvent democracy in the digital era. The Actions infographic is richer featuring multiple hot terms in separate island. “Law,” “young,” and “volunteer” are close together. Below the terms “obligatory,” and “educate,” in close proximity to “political education” pin point to the need for actions in citizenship and peace education. “Democracy,” “mediation,” and “transparency”

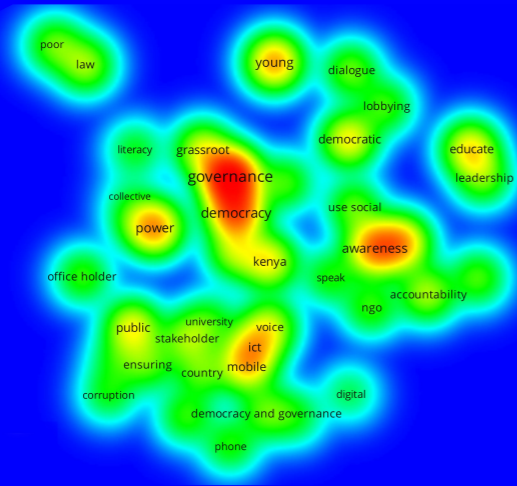
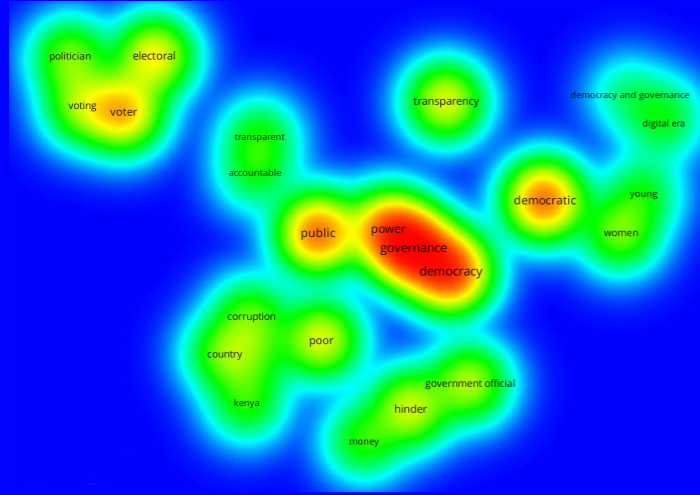
are in close proximity and interconnected, revealing the views of the European participants on how these concepts are inter-related and in their minds they belong together. Three terms that relate to civil society, i.e., “ngo,” “governmental,” and “help citizen” reveal their interest in seeing civil society becoming stronger and work close together with government. On the right side, the term “public” is connected to :accessible” and “organize, as well as to “voter” and “voting”.

In sum, the European participants appear to be as concerned about political corruption as participants of other regions. They, too, see a better future being shaped by the younger generations and adhering more to the law. The frequent appearance of the term “obligatory” reveals a concern that Europe might have given its citizens too many freedoms! They highlight the importance of civil society shaping the public sphere, with transparency and transparency and softer methods of resolving conflicts such as mediation.


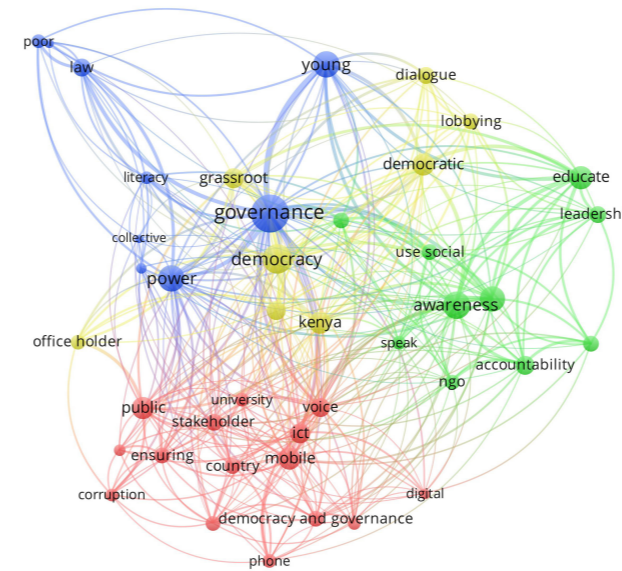
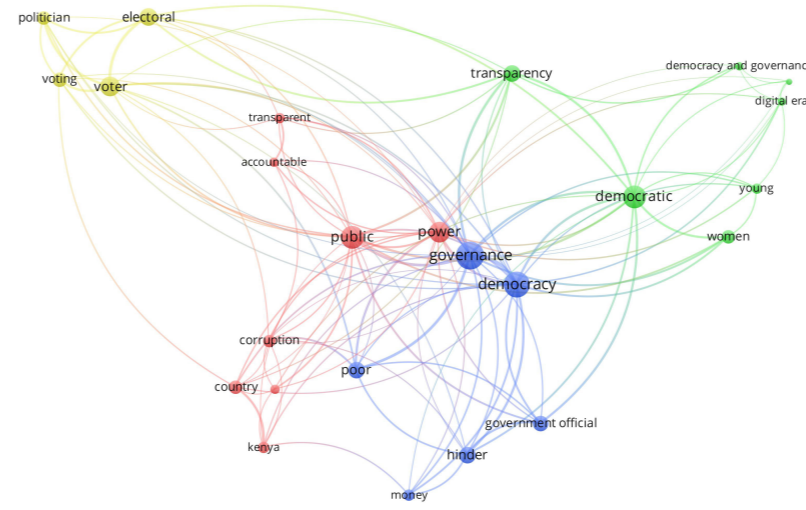
Mapping key terms to the Manifesto: The Table on the left provides a quick reference on where in the Manifesto each area of concern or priority (i.e., term) has been treated.

Shortcomings

Actions



Democratic	§2, §2.4, §5, §6
Governance	§1, §2, §3, §3.1, §3.2, §6, §7
Transparency	§3.2, §4, §4.1
Accountability	§3, §3.3, §3.4, §4, §6
Corruption, money	§2, §4, §4.1, §4.2
Inequality	§1, §5
Electoral	§2.3, §3.3, §3.4
Digital	§3.1, §3.2, §4.1, §6, §7, §7.3



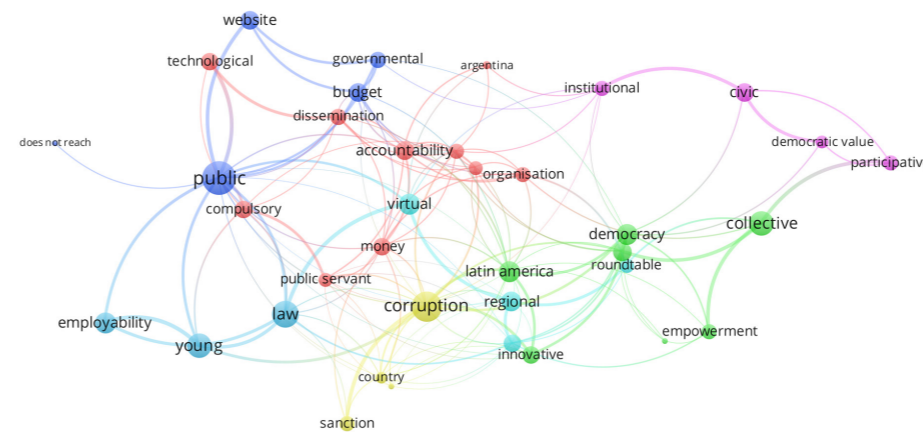
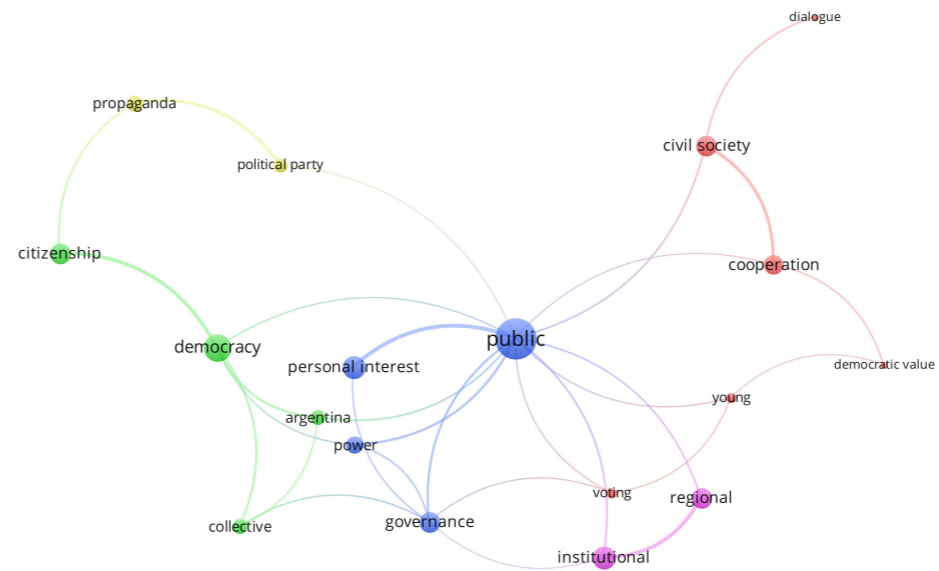
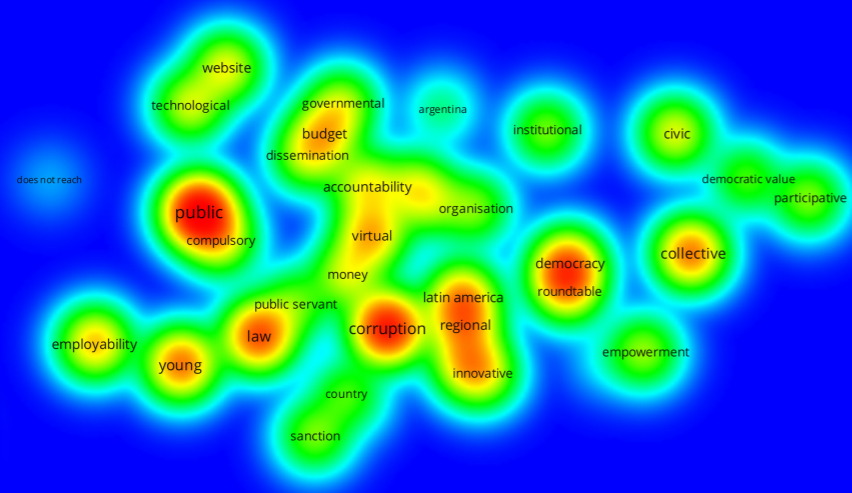
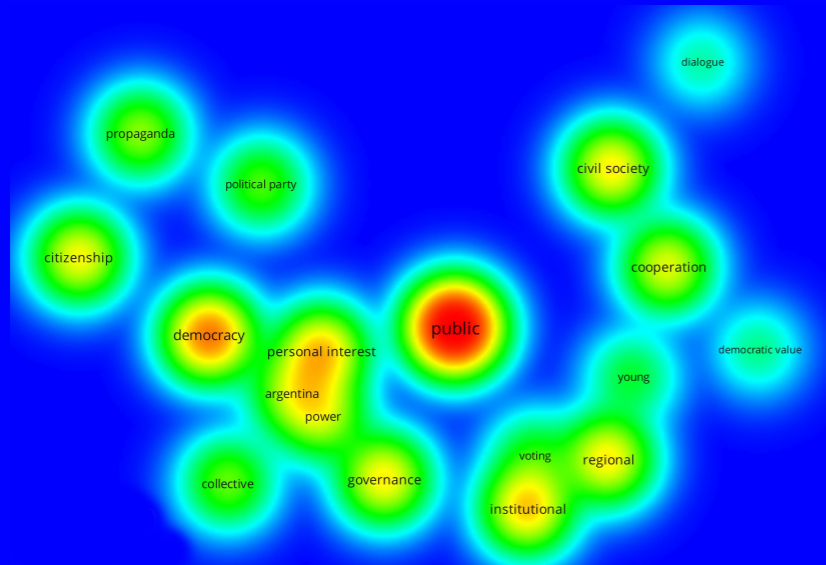
“Democracy”, “Governance” and “Power” are seen as key issues in the African Region. Closely related to these issues, are “transparency” and “accountability”. The close relationship signifies the importance of transparency and accountability for good governance and democracy. Terms relating to the election process, including “electoral”, “voting” and “voter” are closely related to politician, and connected with both “transparent” and “transparency”. Again, this shows the participants desire for greater transparency in a number of governing processes.

The Actions infographic is richer featuring multiple hot terms in separate island, “Governance”, “democracy” and “power” are central, similar to the challenge infographic. Another hub of terms is centralized around “stakeholder”, “university”, “public” and “voice”. This suggested that the general public should have a stronger voice, including all stakeholders (old and young). When looking at the content, “the poor”, “women” and “young” often are mentioned in the context of inequality and being under represented. These terms related to inequality are also closely related to “corruption”, suggesting the connection of inequality being driven by corruption, but can be improved by “transparency” and “accountability” (also closely related, as pictured). “Educate” and “leadership” are very close together, establishing their co-occurrence, this reflects the participants interest

in increasing both general education as well as citizenship and political education in order to inform tomorrow’s leaders. More distantly related are the ideas of “digital issues”, “ICT”, “mobile”, and “use social” (media). All of these terms relating to technology highlight the participant’s ideas for progress in government, i.e. mobile voting, as well as using technologies to better education and inform citizens through social media or government websites.

We can conclude that the participants from the the African dialogue believe that the concepts of democracy and good governance need to be reinforced primarily by greater transparency and equality, then though structural and institutional changes, such as in the electoral system and digital issues.

Mapping key terms to the Manifesto: The Table on the left provides a quick reference on where in the Manifesto each area of concern or priority (i.e., term) has been treated.



The American regions challenge infographic is not as populated as the action graphic, and all terms seem to be related to “Public”. This is can be interpreted as the participants understanding that democracy in the region can and must be for the public and influenced by greater public participation. Other issues of importance are “democracy” and “cooperation”. Smaller centres related to public are “citizenship”, “civil society” and “institutional”. This reflects the American participant’s desire for a more active civil society, participation and cooperation. Citizenship also was often used in the context of educating people on their rights as citizens and how to participate effectively. When the public is better educated on their citizen rights and obligation, they are able to make informed decisions and express greater interest in political issues. The terms “personal interest” and “power” and closely related, similarly related are “propaganda” and “political party”. This suggests that corruption of individual politicians and parties are challenging democracy.

In the action network, “corruption”, “money”, “public servant” and “sanctions” co-occur in the text often, implying the participants longing to fight corruption. “Young”, “law”, “compulsory” and “public” are seen in a group and suggest that need for laws making compulsory public participation and the inclusion of the youth. In the text this idea is often expressed in the form of compulsory voting.

The American dialogue seems to have the most discussion about specific technologies and innovation that can and should be used, with terms like “website”, “technological”, “virtual”, and “innovation” found often in the text. Notice the connections between “dissemination”, “accountability” and “technological”, suggesting that technologies can be used to increase transparency and hold politicians accountable. This can be done through government publishing all data online, using social media to keep voters informed or even systems of online communication between the public and officials. Again, this reflects the main goal of this dialogue, purpose actions to reinvent democracy in the digital era.

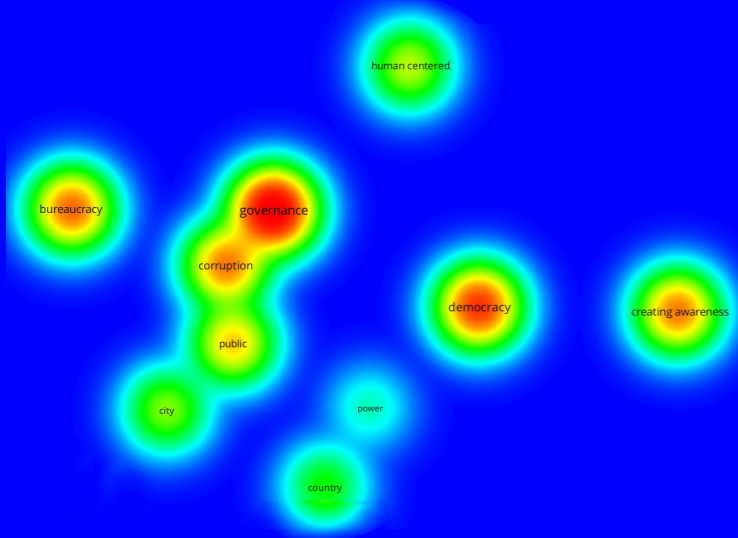

In conclusion, the main concerns of the American region relate to greater public participation, education and the use of technologies in governance.

Mapping key terms to the Manifesto: The Table on the left provides a quick reference on where in the Manifesto each area of concern or priority (i.e., term) has been treated.

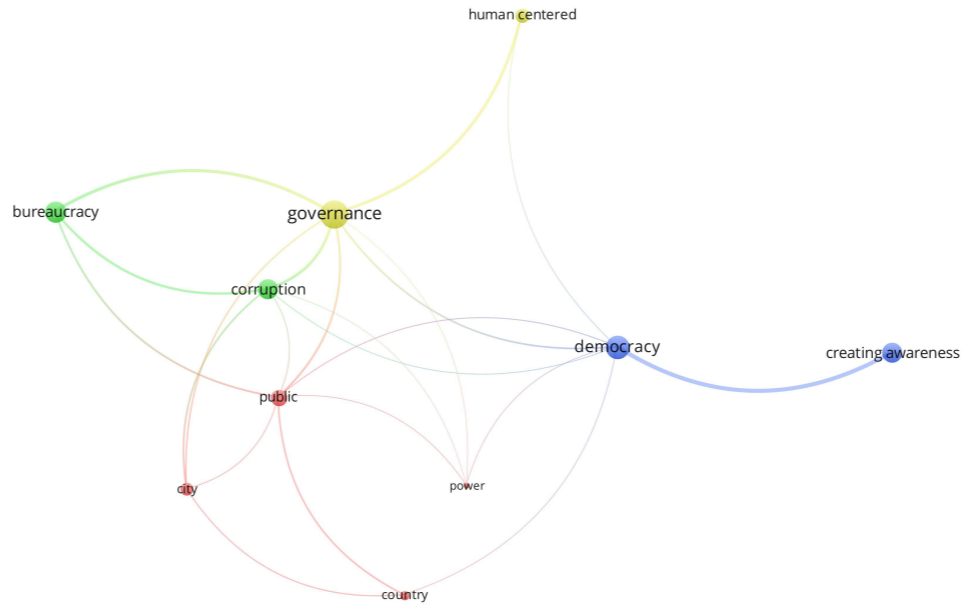
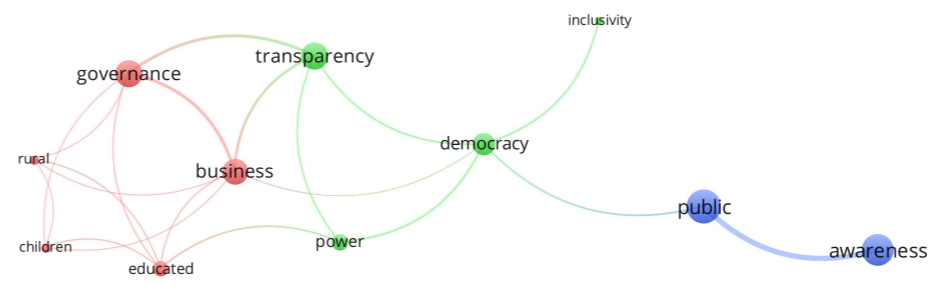
Public:	§1, §2, §4, §7.1, §7.2
Democracy:	§2, §2.4, §5, §6
Corruption:	§2, §4, §4.1, §4.2
Citizen(ship):	§1, §2.2, §3.1, §3.3, §4.1, §6, §7.2
Civil Society:	§1, §2.4, §7.3
Institutions:	§6
Power:	§3.3, §3.4, §4.2
Vote/ Election:	§2, §2.3, §3.3, §3.4

Shortcomings

Actions



Public:	§1, §2, §4, §7.1, §7.2
Democracy:	§2, §2.4, §5, §6
Transparency:	§3.2, §4, §4.1
Business: ?	
Governance:	§1, §2, §3, §3.1, §3.2, §6, §7
Power:	§3.3, §3.4, §4.2
Bureaucracy:	§3, §4.1
Corruption:	§2, §4, §4.1, §4.2



AUSTRALASIA
INITIATIVE

For the Australasian region, “transparency”, “democracy” and “governance” are key issues. Other orbiting factors include “business” and “public”. It is interesting to note that business is not a central issue in other regions, this highlights the different style of democracy and governance in the Asian region that has a strong focus on economics.

Note the connection between “corruption” and “bureaucracy”, similar to other regions, stressing the participant’s frustration with injustices and their suggested actions to fight corruption.

“Educated” is also a term used frequently within the text, most often in the context of education citizens about their rights and obligations. Education is also used in the context of fighting inequality in rural areas.

3. Theme Discovery Methodology applied on Clusters

3. Theme Discovery using Clusters from all Regions

The method is described in detail in section “3. Theme Discovery Methodology applied on Clusters”. The results of Stage 1 analysis are shown in 10 separate tables in the Appendixes pgs. x-y. In each page, the cluster prioritization for individual regions is shown along with a table which shows those clusters which produce the top 80% of the cumulative influence. The Table shown here is the result of the Stage 2 analysis. The application of Stage 3 analysis provided us with 13 new “containers” (i.e., Clusters). The exact themes that resulted from this are shown in the methodology section in pg 19. In order to extract the relative importance of the these “containers” we applied the analysis referred to as Stage 4. The summary Table shows that Effective Governance (72 points), Education System (61 points), Transparency (53 points) followed by three themes that scored almost the same (Online Platforms, Participation, Corruption and Youth Engagement).

Cluster #	Cluster name	Norm. Votes	Norm. Influence
AF A 8	Capacity Building & Awareness	40.2%	47.9%
AM A 2	Citizen participation	23.7%	41.9%
EU A 6	Electoral Reform	28.7%	32.8%
AU A 3	Communication between government and people	17.9%	32.5%
MENA C 6	Transparency	14.1%	31.7%
AM C 4	Concentration of power	18.7%	31.0%
AM C 1	Democratic culture	17.3%	29.9%
AU A 6	Political Education	28.9%	27.7%
AF A 1	ICT Platforms	28.6%	24.9%
AU C 2	Education system	7.3%	24.7%
MENA A 5	Informative interactive platform	14.9%	24.6%
EU C 6	Representation	11.5%	23.9%
MENA C 5	Political Atmosphere	15.3%	22.5%
AU C 5	Representation & Participation	24.4%	21.3%
AF C 5	Right to Information	19.0%	19.4%
AU A 4	Education system	22.2%	19.3%
EU A 1	Mobilizing citizens	18.4%	19.0%
EU A 2	Information	16.1%	19.0%

AF C 1	Stakeholder Inclusion	19.0%	17.8%
EU C 7	Technology	8.3%	17.7%
MENA C 1	Marginalized	15.3%	17.5%
AM A 1	Innovation in education	14.3%	17.4%
MENA A 7	Constitutional reform	13.9%	16.4%
MENA A 8	Political and civil education	13.9%	16.4%
EU A 4	Government planning	8.0%	15.5%
AU C 4	Transparency	14.6%	14.6%
EU C 10	Corruption	13.5%	14.2%
EU C 3	Information	13.5%	14.2%
AF C 4	Transparency/ Accountability	11.4%	14.1%
AU C 1	Corruption	26.8%	13.5%
AU C 3	Government structures	14.6%	13.5%
MENA A 13	Evaluation system	12.9%	13.1%
AM C 5	Ineffective administration	8.0%	12.6%
MENA A 10	Government online platform	12.9%	11.5%
MENA C 7	Ethical Inefficiencies	25.9%	10.8%
AF A 6	Right to Information Bill (Law)	3.60%	10.7%
AM A 8	State mechanisms	13.2%	10.5%
AF C 9	Lack Reform	5.1%	10.5%
MENA C 9	External influences	3.5%	10.0%
AF C 12	Contemporary Issues	10.1%	9.4%
AF C 2	Youth/ Grassroots participation	10.1%	9.4%
AM A 7	Corruption	17.1%	9.3%
EU C 2	Participation	15.6%	8.8%
AF A 10	Policy	9.80%	8.8%
AU A 1	Government structures	15.6%	8.4%
AM C 9	Public Politics	16.0%	8.0%
AF C 11	Ethnicism	3.8%	7.3%
EU C 4	Civic duties	13.5%	7.1%
AM A 3	Political Control	11.8%	7.0%
MENA A 9	Communication between people and government	10.9%	6.6%
AM C 2	Citizen participation	6.7%	5.7%
EU A 8	Communication networks	13.8%	5.2%
MENA C 8	Violation of the Rule of Law	1.2%	4.2%

Theme Scores from All Clusters	
Themes	Top 80% Clusters
Effective governance	72
Participation	47
Transparency	53
Civic Education	24
Equality/Minority group	14
Online platform	48
Education system	61
Corruption	47
Awareness	16
Representation	18
Technology in government	39
Youth Engagemet	47
Accountability	44

4. Term Frequency Analysis

4. Term Frequency Analysis

The method is described in detail in section “3. Theme Discovery Methodology applied on Clusters”. The raw data are shown in the Appendix in pg. X

The Table below show the 57 top terms that scored 4 and above. Five experts scored the relative contribution of each of these terms towards the themes discovered in the previous analysis. The “Theme Scores from Term Frequency” table summarizes these results, which look surprisingly similar to the summary results of the previous analysis. Here Effective Governance (79 points), Participation (65 points), Transparency (51 points), Youth Engagement (50 points).

Rank	Term	Score
2	young people	39
3	social media	38.857143
4	online platform	22
5	democratic process	19
7	decision making	15
8	constitutional court	13
9	political party	11
10	political system	9.8
11	service delivery	9.75
12	electoral process	9
12	political education	9
12	digital era	9
15	democratic governance	8
16	long term	7
16	minority group	7
16	political process	7
16	election process	7
16	current system	7
16	evaluation system	7
22	public evaluation system	6.33985
23	educational system	6
23	young generation	6
23	mobile voting	6
23	democratic system	6
23	governmental institution	6
23	red tape	6
29	online voting	5.5
30	electoral system	5
30	good governance	5
30	political life	5
30	rural area	5
30	job opportunity	5
30	equal opportunity	5
30	political world	5
30	civil education	5
30	governance system	5
30	young age	5
30	historical injustice	5
43	government institution	4
43	relevant information	4
43	constitutional principle	4
43	sustainable development	4
43	change agent	4
43	awareness campaign	4
43	developed country	4
43	public fund	4
43	21st century	4
43	negative ethnicity	4
43	judicial authority	4
43	adequate diverse stakeholder representation	4
43	international player	4
43	low income	4
43	media bias	4
43	digital divide	4
43	mobile technology	4
43	decision maker	4

Themes	Term Frequency
Effective governance	79
Participation	65
Transparency	51
Youth Engagemenet	50
Accountability	48
Technology in government	45
Civic Education	41
Education system	40
Online platform	37
Representation	34
Awareness	29
Corruption	24
Equality/Minority group	17


5. Analysis using the Root Factors from the SDDs

5. Analysis using the Root Factors from the SDDs

In Step 1 we calculated normalized values for the individual influence scores and votes of each of the root factors for a total number of 60. These 60 were mapped and scored to the Themes discovered in Analysis 2 and scored by 5 experts. The Table Theme Scores from Root Ideas” summarizes the theme prioritization results. Again the results are surprisingly similar with minor changes of order. Here again Effective Governance (71 points), Participation (60 points) and Transparency (56 points) received the top scores. In this analysis themes related to education ranked higher (Civic Education, 54 points, and Education System, 47 points), as well as Equality/Minority issues (51 points). Among the remaining themes , Online Platforms, Corruption and Technology in Governance again scored high. 5. Analysis using the Root Factors from the SDDs

In Step 1 we calculated normalized values for the individual influence scores and votes of each of the root factors for a total number of 60. These 60 were mapped and scored to the Themes discovered in Analysis 2 and scored by 5 experts. The Table Theme Scores from Root Ideas” summarizes the theme prioritization results. Again the results are surprisingly similar with minor changes of order. Here again Effective Governance (71 points), Participation (60 points) and Transparency (56 points) received the top scores. In this analysis themes related to education ranked higher (Civic Education, 54 points, and Education System, 47 points), as well as Equality/Minority issues (51 points). Among the remaining themes , Online Platforms, Corruption and Technology in Governance again scored high.

- #24: Public does not understand what is the decision-making process in the government
- #5: Government lacks the will to inform the citizens about the state of affairs without adding propaganda
- #38: Big Corruption
- #50: Citizens are not represented by the politicians they have elected
- #6: Lack of mindfulness in decision making
- #1: Lack of possibility to vote in elections online




- #34: Deficiency in the process of raising awareness around the rights of citizens
- #45: Lack of women’s engagement in politics
- #30: Absence of meritocracy in governmental institution
- #18: Corruption




- #1: Lack of consciousness of citizens that can they participate in issues of democracy and governance, Challenge 16: Inadequate orientation to the reforming of democratisystems and structures and an improvement in policy making
- #10: Rampant run-away impunity among key government officers on public utilities
- #16: Inadequate orientation to the reforming of democratic systems and structures and an improvement in policy making
- #8: Non existence of the right to information
- #13: Limited public access to information on two levels
- #29: Poor infrastructure, negative ethnicity and historical injustices
- #26: Brutality of governments to those who speak about democracy



- #37: Limited use of and resistance to new technologies in public administration processes. (Poco uso y resistencia a nuevas tecnologías en los procesos de la administracion publica)
- #25 : Lack of knowledge about the local reality (Falta de conocimiento total sobre la realidad local).
- #35: Centralization of public power in a single person or a small group (non-elected) - (Centralizacion del poder publico en una sola persona o un pequeño grupo (noelectos)
- #4: They are based on democratic systems controlled by the same elites and promote inequality (Que se fundamentan en sistemas democraticos secuestrados por las mismas elites y promueven la desigualdad).
- #18: Normalization and acceptance of political corruption. (Normalizacion y aceptacion de corrupcion politica).
- #39: Inefficient education for democracy and for the exercise of citizenship (Deficiencia de una educacion para la democracia y para el ejercicio responsable para la ciudadanía).



- #12: Inclusivity
- #34: Lack of transparency
- #1: Corruption
- #7: Lack of use of technology to engage youth
- #11: Technology in Democracy: A double edged sword?
- #18: Issues with voting
- #37: Dysfunctional design of systems with the little scope of e-design



Selection of Key Actions

The following sub-sections summarize the actions at the root of each region's Influence Map.

- #16: Ensuring that the right to participation is a constitutional right
- #39: Online consultation portal for law proposals
- #20: Online voting in elections
- #10: Changing electoral laws
- #48: Implement liquid democracy
- #37: Publishing government data online to increase transparency
- #41: Increase the role of NGOs



- #14: Online interactive and fun platform dedicated in addressing the issues related to the youth's engagement in politics as well as the enhancing of awareness regarding the rights of citizens
- #1: Mandatory participation in political youth centers during high schools
- #58: Awareness campaigns about human rights and the role of citizens
- #56: Creating monitoring and evaluation system in work places and governmental institutions
- #55: Development of effective supporting units
- #52: Create a platform where independent candidates can share their programs and views



- #18: Economic Empowerment Of The Less Advantaged
- #26: Engage Legal Practitioners And Experts To Come Out With An Extensive Legal Framework On The Right To Information
- #45: Develop A System Or A Tool Using ICT To Make Information Easily Accessible To All
- #34: Increase Literacy Among Citizens In Rural Areas Through The Use Of Change Agents



- #22: Initiate models of discussion of the law and the media existing in different levels and years of education (Iniciar modelos de discusion de proyectos de ley, mediaticos, actuales en los distintos niveles y años educativos).
- #15: Develop an exchange platform with services offered to save the world (Desarrollar una plataforma de intercambio donde se ofrescan servicios para salvar al mundo).
- #52: To work together with social organizations (Trabajar en conjunto con organizaciones sociales).
- #78: Create a citizen dialogue for solving problems. (Crear un dialogo ciudadano para la solucion de problemas).
- #45: Create a project to promote citizen participation through alternative mechanisms (Crear un proyecto para fomentar la participacion ciudadana a traves de mecanimos alternativos).
- #33: Application of a participatory budget at the neighborhood level (Aplicacion de un presupuesto participativo a nivel barrio).



- #3: Develop two way communication between citizens and government
- #7: Use of different forms of visual media and communication to drive psychological change at local level
- #9: Ways for inclusivity
- #15: Human centered design for problem solving in govenance
- #18: Youth participation
- #22: Creating awareness on the definition of democracy



Idea	Norm. Vote	Norm. Influence	Statement
MENA A 14	6.1%	23.0%	Online interactive and fun platform dedicated in addressing the issues related to the youth's engagement in politics as well as the enhancing of awareness regarding the rights of citizens
AU A 31	2.2%	18.1%	Educate people about their rights
AM C 35	8.1%	15.1%	Centralization of public power in a single person or a small group
AM C 18	6.8%	15.1%	Normalization of acceptance of political corruption
AM C 39	6.8%	15.1%	Inefficient education for democracy and for the exercise of citizenship
AM C 4	4.1%	15.1%	They are based on democratic systems controlled by the same elites and promote inequality
MENA C 34	3.5%	15.0%	Deficiency in the process of raising awareness around the rights of citizens
MENA A 58	6.1%	14.8%	Awareness campaigns about human rights and the role of citizens
AU A 3	8.9%	13.3%	Develop two way communication between citizens and government
AU A 32	4.4%	13.3%	Government must interact more with the people
AM A 52	1.3%	12.8%	To work together with social organizations
AU C 13	2.4%	12.4%	Quality education
EU A 39	2.3%	12.1%	Online consultation portal for law proposals
AM A 15	6.5%	11.6%	Develop an exchange platform with services offered to save the world
MENA C 45	3.5%	10.8%	Lack of women's engagement in politics
AF C 1	7.6%	10.5%	Lack of consciousness of citizens that they can participate in issues of democracy and governance
AF C 16	5.1%	10.5%	Inadequate orientation to the reforming of democratic systems and structures an in improvement in policy making
EU A 16	3.4%	10.3%	Ensuring that the right to information is a constitutional right
EU A 44	2.3%	10.3%	Increase youth leadership training politically and socially
MENA A 56	6.1%	9.8%	Creating monitoring and evaluation system in world places and governmental institutions
MENA A 1	3.1%	9.8%	Mandatory participation in political youth centers during high schools
AF A 18	8.0%	9.2%	Economic empowerment of the less advantaged
AF A 26	2.7%	8.8%	Engage legal practitioners and experts to come out with an extensive legal framework on the right to information
AF A 45	5.4%	8.4%	develop a system or a tool using ICT to make information easily accessible to all
AU A 30	4.4%	8.4%	Inclusive youth development
AM A 45	3.9%	8.1%	Create a project to promote citizen participation through alternative mechanisms
AM A 78	2.6%	8.1%	Create a citizen dialogue for solving problems

Idea	Norm. Vote	Norm. Influence	Statement
EU C 50	5.2%	8.0%	Citizens are not represented by the politicians they have elected
EU C 26	2.1%	8.0%	Only one party is governing
EU C 27	2.1%	8.0%	Politics are reserved for party members
AU C 16	4.9%	7.9%	Women are not represented adequately in the Indian democracy
AU C 2	2.4%	7.9%	Lack of proper education
AF C 8	6.3%	7.3%	Non existence of the right to information
AF A 34	2.7%	7.3%	Increase literacy among citizens in rural areas through the use of change agents
AF C 13	2.5%	7.3%	Limited public access to information on two levels
AF C 29	2.5%	7.3%	Poor infrastructure, negative ethnicity and historical injustices
AU A 10	4.4%	7.2%	Online courses for facilitating education in rural areas
EU C 38	8.3%	7.1%	Big corruption
EU C 5	3.1%	7.1%	Government lacks the will to inform the citizens about the state of affairs without adding propaganda
EU A 20	9.2%	6.9%	Online voting in elections
EU A 48	4.6%	6.9%	Implement liquid democracy
EU A 10	2.3%	6.9%	Changing electoral laws
AF C 10	1.3%	6.8%	Rampant run away impunity among ket government officers on public utilities
AU C 6	4.9%	6.7%	Right to information for citizens
AU C 17	2.4%	6.7%	Intolerance
MENA A 55	8.2%	6.6%	Development of effective supporting units
MENA A 52	0.0%	6.6%	Create a platform where independent candidates can share their programs and views
AF C 26	10.1%	6.3%	Lack of consciousness of citizens that they can participate in issues of democracy and governance
EU C 1	2.1%	6.2%	Lack of possibility to vote in elections online
AF A 39	1.8%	5.7%	Thrain women, youth and other minority groups representative on citizen journalism
AU C 7	7.3%	5.6%	Lack of use of technology to engage youth
EU C 24	2.1%	5.3%	Public does not understand what is the decision making process in the government
EU A 71	2.3%	5.2%	People to people connection to take initiative
AM C 25	5.4%	4.7%	Lack of knowledge about the local reality
AM A 33	3.9%	4.7%	Application of a participatory budget at the neighborhood level

Idea	Norm. Vote	Norm. Influence	Statement
AM C 37	0.0%	4.7%	Little use and resistance to new technologies in public administration
EU C 6	2.1%	3.5%	Lack of mindfulness in decision making
MENA C 30	9.4%	3.3%	Absence of meritocracy in governmental institutions
MENA C 18	5.9%	3.3%	Corruption
AM A 22	5.2%	1.2%	Initiative models of discussion of the law and media existing in different levels and years of education

Theme Scores from Root Ideas	
Themes	Root Ideas
Effective governance	71
Participation	60
Transparency	56
Civic Education	54
Equality/Minority group	51
Education system	47
Online platform	47
Corruption	40
Awareness	38
Technology in government	37
Representation	37
Youth Engagmenet	35
Accountability	27

Concepts to Factors Associations

The last method of analysis and synthesis involved the generation of associations between the emerging key concepts (from all previous processes) and factors (across all regional data) as contributed originally by the participants. These associations were created by domain experts.

	Factors identified as Root	Other related Factors
Accountability / Transparency	AF10, AF16, AM37, EU61, AU34	AF5,4,6 AM15,10,16,24,22 EU26,6,27 MENA24,34,30,8 AU
Ineffective access to information / Education	AF8, AF13, AM39, EU24, EU5, MENA34, AU13	AF28,21 AM8,12 43,55,33 EU1,28,12,10,24,18 MENA3, 13,30 AU6,2,13,31,27 AF2,32,36,11
Participation	AF1, MENA30, AU23	AM46,30,43 EU21,16,22,23 MENA2,7,32,56,1 AU10,12,
Representation	AM35, AM25, EU50 MENA45, AU16	AF11,16,7,36,19,10,2 AM4,33,11,46,15,30 EU26,27,45,50 MENA15,36,66 AU35,
Injustices / Inequality	AF29, AM4, AU17	AF26 AM25 EU MENA9,28,52,36 AU
Corruption	AF26, AM18, EU38, MENA18, AU1	AF25,9,20 AM4,33,11,56,35 EU5,17,36,26,27,11 MENA64,16,60 AU11, EU1, EU4, EU34, AF31, AM37

Exploring Options for Reforms and actions

	Factors identified as Root	Other related Factors
Technology	AF45, AM15, EU39, EU20, MENA14, MENA52,, AU7	AF50,1,12,6,33 AM29,16,27,37,43 EU20,37,4,45,22 MENA52,20,29,47,7,13,40,28 AU8
Communication /Information	AF26, AM78, EU16, MENA58, AU3	AF45,52,3 AM23,4,11,48,8 EU37,22,32,18,54,19 MENA32,12,30,52 AU32,2,6
Participation	AM52, AM45, AM52, EU41, MENA1, AU30	AF48,39,13,43 AM66,25,2,7,14,31 EU29,48,3,68,64 MENA14,19 AU18,16
Legal Reform	AF26, AM22, EU10, AU2	AF26,28,14,15 AM66,17,51,53,57,54,32 EU39,13,70,61,16 MENA10,26,27 AU27
Governing structures	AF18, AM33, EU48, MENA56, MENA55 AU15	AF20,50 AM17,42,67,71,75,47,56 EU40,23,8,27,64, 33 MENA56,46,22 AU11,5
Education	AF34, AU31	AF18,32,38,43 AM5,65,58,22,59, 1,18 EU28,26,21 MENA1,9,54,53 AU10,22,17

APPENDICES

Cluster Prioritization Analysis - Shortcomings

Cluster 1: Decision process			
Idea	Statements	Votes	Influence
14	Politics is not taken seriously because of the reputation of politicians	3	5
20	Impossibility to include all stakeholders in discussions of public affairs	0	
31	Lack of supervision on the functioning of the local public bodies	0	
44	Lack of empowerment and inspiration in political expression	0	
46	Shady background of political decision-making	0	
		3	5

Cluster 2: Participation			
Idea	Statements	Votes	Influence
21	People don't believe in change	4	5
16	Lack of motivation to participate and take action	6	4
22	Young people are not interested in public affairs	2	1
23	Apathy of citizens	2	
41	Low election turnout	1	
3	Citizens are not actively engaged in the democratic processes	0	
39	Less engagement in public affairs coming from citizens with low social status	0	
40	Citizens are too lazy to be interested in the processes of the state	0	
43	Not enough participation both from the government and the citizens	0	
48	Lack of massive organization and cooperation of citizens in order to make a change	0	
		15	10

Cluster 3: Information			
Idea	Statements	Votes	Influence
24	Public does not understand what is the decision making process in the government	2	6
28	Lack of sufficient knowledge about political procedures among citizens	6	5
12	Lack of independent, accessible, trustful and immediate information sources	3	5
10	Lack of specific information and political education	1	
35	Not enough relevant information is being provided	1	
		13	16

Cluster 4: Civic duties			
Idea	Statements	Votes	Influence
19	Lack of civic responsibility	6	4
37	Lack of civic engagement and social responsibility	5	4
47	Citizens are not aware of their civic duties	2	
29	Lack of supervision by every citizen	0	
		13	8

Cluster 5: Education			
Idea	Statements	Votes	Influence
18	Lack of state education to use the new materials of new technology	4	2
55	Bad management of the education system and the academic people involved in this system	4	1
7	Less educated people's votes are equal to more educated people's votes	1	
42	Fixed mindset of many people	1	
2	Lack of new skills for citizens- like active positions and new initiatives	0	
33	Technology is mainly used by younger generation	0	
		10	3

Cluster 6: Representation			
Idea	Statements	Votes	Influence
50	Citizens are not represented at all by the politicians they have elected	5	9
26	Only one party is governing	2	9
27	Politics are reserved for party members	2	9
45	Close personal relationships on top political positions	1	
52	Politics is a problem of politicians	1	
49	Imperfect representation of civil society by elected politicians	0	
		11	27

Cluster 7: Technology			
Idea	Statements	Votes	Influence
1	Lack of possibility to vote in elections online	2	7
4	We don't use modern technology	2	6
34	We don't have online platforms to be used by civil society to monitor the government	2	6
51	Government services, in terms of employment and technologies, are not keeping up educated and updated	2	1
15	Government cost cutting on ICT systems	0	
56	Lack of national online platform for citizens to adopt the use of digital communications	0	
		~	~

Cluster 8: Decision making process			
Idea	Statements	Votes	Influence
6	Lack of mindfulness in decision making	2	4
11	Lack of legitimacy of political decisions	1	
13	Non-efficient decision making in terms of equality and results	1	
32	Non scientific approach on governmental processes	1	
		5	4

Cluster 9: Bureaucracy			
Idea	Statements	Votes	Influence
8	Slow bureaucracy	3	4
30	Bureaucracy governing instead of politicians	1	
53	Bad tax collection system	1	
54	Bad campaigns	0	
		5	4

Cluster 10: Corruption			
Idea	Statements	Votes	Influence
38	Big corruption	8	8
5	Government lacks the will to inform the citizens about the state of affairs without adding propaganda	3	8
17	Lack of control and information to people about food products entering the state and those produced in the state	1	
36	Not transparent and open diplomatic relationships and matter between politicians from different countries	1	
9	Lack of appropriate security concerning the inflow of immigrants	0	
25	Lack of creative in governance	0	
57	Lack of know how and financial resources	0	
		13	16

Clusters Prioritized										
Cluster	Cluster name	Cluster votes	Cumul. vote	Cumul. Vote %	Norm. votes	Cluster influence	Cumul. Influence	Cumul. influence %	Norm. influence	
6	Representation	11	11	11.5%	11.5%	27	27	23.9%	23.9%	
7	Technology	8	19	19.8%	8.3%	20	47	41.6%	17.7%	
3	Information	13	32	33.3%	13.5%	16	63	55.8%	14.2%	
10	Corruption	13	45	46.9%	13.5%	16	79	69.9%	14.2%	
2	Participation	15	60	62.5%	15.6%	10	89	78.8%	8.8%	
4	Civic duties	13	73	76.0%	13.5%	8	97	85.8%	7.1%	
1	Decision process	3	76	79.2%	3.1%	5	102	90.3%	4.4%	
8	Decision making process	5	81	84.4%	5.2%	4	106	93.8%	3.5%	
9	Bureaucracy	5	86	89.6%	5.2%	4	110	97.3%	3.5%	
5	Education	10	96	100.0%	10.4%	3	113	100.0%	2.7%	
		96				113				

Cluster Prioritization Analysis - Actions

Cluster 1: Mobilizing citizens

Idea	Statements	Votes	Influence
41	Increase the role of NGOs	7	4
48	Implement liquid democracy	4	4
71	People to people connection to take initiative.	2	3
2	Civic assessment	2	
1	Establish an organization and organize people	1	
3	Encouragement of the general public to become involved in the political process	0	
5	Organize events	0	
11	Creating all accessible platform for organizing people and taking action	0	
24	Voluntary work	0	
28	Organize regular artistic/ tech workshops in schools with recycled materials	0	
69	Opportunity to take part in government work	0	
		16	11

Cluster 2: Information

Idea	Statements	Votes	Influence
16	Ensuring that the right to information is a constitutional right	3	6
37	Publishing government data online in order to increase transparency	7	4
46	Create an evaluation system of government services	2	1
4	Online platform for food products and not only, exiting or entering in our country, with specific sensors to detect composition and other data	2	
21	To monitor economical and social problems of government	0	
45	Social media promises-collecting platform during electoral campaign	0	
		14	11

Cluster 3: Political education

Idea	Statements	Votes	Influence
31	Obligatory exam for political science after high school	2	1
7	Developing political education among citizens	0	
12	Courses and training for people about how government works	0	
30	Making a law about improving political education and making it obligatory	0	
38	To engage people in different kind of actions in their locality	0	
42	Create a network of volunteerism to youth organizations and the community to understand the system of governance	0	
47	Establish one hour per week at school for reading the Constitution of your own country	0	
55	Using infographics and videos for visualization	0	
60	Encourage youth to take action against the system and the organization of their local perspective	0	
67	Organize the community to behave ethically and sensitively towards the governing system	0	
		2	1

Cluster 4: Government planning

Idea	Statements	Votes	Influence
44	Increase youth leadership training politically and socially	2	6
36	Measure success	2	2
56	Making some of the government meetings online in order to reduce costs	2	1
8	Make dynamic action plans for government and decision making	1	
23	Governmental joint projects exploiting technologies between old and young for best practices	0	
25	Governmental specialist internships in countries that have solved specific problems	0	
27	Provide a scientific environment	0	
64	Including students in decision-making bodies	0	
68	Encourage women participation in politics	0	
		7	9

Cluster 5: Taxes

Idea	Statements	Votes	Influence
9	Citizens who can not pay taxes can work for their local municipality in their own field of expertise	2	1
		2	1

Cluster 6: Electoral Reform

Idea	Statements	Votes	Influence
39	Online consultation portal for law proposals	2	7
20	Online voting in elections	8	4
10	Changing electoral laws	2	4
35	Disconnecting public media from politics	4	2
40	To have counterparts in media and government	3	1
70	Time limitation of electoral positions	3	1
13	Introduction of blind voting	2	
14	Creating the dialog for experts to solve the problem of equal votes	1	
29	Pay citizens to vote and participate in political life	0	
33	Independent members of parliament	0	
61	Introduce mandatory voting	0	
		25	19

Cluster 7: Employee Well being

Idea	Statements	Votes	Influence
34	Provide meditation and mindfulness courses that show links to creativity, stress management, self-empowerment and other topics relevant to individual's daily life challenges	2	1
15	Creating meditation rooms/ spaces in government buildings and public institutions in order to encourage a daily meditation for everyone	1	
51	Ice Skating courses for members of parliament	0	
65	Organize weekend retreats for practicing meditation and mindfulness together with other people	0	
		3	1

Cluster 8: Communication networks

Idea	Statements	Votes	Influence
18	Creating a communication platform between political representatives and citizens	6	2
54	Restoring the value of journalism	6	1
17	The voice of powerful people	0	
19	Creating a platform with information about projects of citizens	0	
22	Create a digital connection through social media for citizens to share their ideas about the system	0	
26	Conferences between citizens and politicians in order to discuss issues	0	
32	Social networks as tools for transparency	0	
50	Creating an independant channel about political happenings, run by young people	0	
		12	3

Cluster 9: Education System

Idea	Statements	Votes	Influence
52	Popularization of debating in schools	5	2
43	Online platform on everything happening with education system	0	
49	Unify education and make it accessible and free to everyone	0	
53	Introduce meditation at schools	0	
59	To have communication and connection with the ministry of education	0	
62	Improving the students' status	0	
		5	2

Cluster 10: Online Government services

Idea	Statements	Votes	Influence
6	Extensive use of governmental digital services creating one stop services	1	
57	To demand creation of websites with online services for every state organization	0	
58	Accessible public internet for all citizens for them to be able to reach e-governmental services	0	
63	Creating an application for people that are not familiar with political procedures	0	
66	Updated websites of ministries and government	0	
		1	0

Clusters Prioritized

Cluster	Cluster name	Cluster Votes	Cumul. Vote	Cumul. Vote %	Norm. Vote	Cluster influence	Cumul. Influence	Cumul. Influence %	Norm. Influence
6	Electoral Reform	25	25	28.7%	28.7%	19	19	32.8%	32.8%
1	Mobilizing citizens	16	41	47.1%	18.4%	11	30	51.7%	19.0%
2	Information	14	55	63.2%	16.1%	11	41	70.7%	19.0%
4	Government planning	7	62	71.3%	8.0%	9	50	86.2%	15.5%
8	Communication networks	12	74	85.1%	13.8%	3	53	91.4%	5.2%
9	Education system	5	79	90.8%	5.7%	2	55	94.8%	3.4%
7	Employee well being	3	82	94.3%	3.4%	1	56	96.6%	1.7%
3	Political Education	2	84	96.6%	2.3%	1	57	98.3%	1.7%
5	Taxes	2	86	98.9%	2.3%	1	58	100.0%	1.7%
10	Online government services	1	87	100.0%	1.1%	0	58	100.0%	0.0%
		87				58			

Cluster Prioritization Analysis - Shortcomings

Cluster 1: Stakeholder Inclusion

Idea	Statements	Votes	Influence
1	Lack of consciousness of citizens that can they participate in issues of democracy and governance	6	20
11	Discrimination and segregation of women and other minority groups in issues of democracy, governance and policy formulation	3	9
7	Lack of adequate diverse stakeholder representation the policymaking process	3	3
36	Championing for public's participation in governance	1	2
19	Lack of inclusion in governance structures	1	
28	Politicization of governance	1	
23	Power of understanding good governance	0	
		15	34

Cluster 2: Youth/ Grassroots participation

Idea	Statements	Votes	Influence
2	Engagement of youth from grassroots in issues of governance and democracy	4	9
32	Dwindle passion among the youth to have change	4	9
		8	18

Cluster 3: Religious intolerance

Idea	Statements	Votes	Influence
3	Religious intolerance by both the government and the citizens	3	4
		3	4

Cluster 4: Transparency/ Accountability

Idea	Statements	Votes	Influence
10	Rampant run-away impunity among key government officers on public utilities	1	13
5	Lack of a citizen's monitoring and reporting tool for projects and service delivery by government	3	5
4	Inadequate, low and weak accountability information by leaders	1	4
6	Lack of transparency, which causes lack of trust in the government and the democratic process	2	3
17	Lack of policy review by citizens	1	2
22	Non-transparent electoral systems	1	
9	Abuse of formal and informal structures due to self-vested interests	0	
20	Misappropriation of public funds	0	
34	Irresponsibility of media houses	0	
		9	27

Cluster 5: Right to information

Idea	Statements	Votes	Influence
8	Non existence of the right to information	5	14
13	Limited public access to information on two levels	2	14
38	Inadequate information on electoral process by citizens to achieve democracy	5	5
21	One-sided communication between leaders and the people they represent	2	4
12	Infamous system of social media surveillance	1	
37	Media censorship and journalists harassment by government	0	
42	Less information flow to the public on governance and democracy	0	
		15	37

Cluster 6: Corruption

Idea	Statements	Votes	Influence
24	Deep-rooted ethnicism tribalism in government appointment	3	5
18	Value of relationship before principle in handling issues	1	
9	Abuse of formal and informal structures due to self-vested interests	0	
40	Unrestrained cartels that hinder democratic processes	0	
43	The love for political power to the detriment of effective implementation of democratic policies	0	
		4	5

Cluster 7: Red tape

Idea	Statements	Votes	Influence
14	Red tape	3	4
		3	4

Cluster 8: Poor Technology

Idea	Statements	Votes	Influence
31	Inadequate ICT governance systems and facilities	4	10
15	Lack of government good will to support information technology as a key tool of democracy and good governance	1	
30	Failure to acknowledge the need for a technological fix for democracy governance	0	
		5	10

Cluster 9: Lack Reform

Idea	Statements	Votes	Influence
16	Inadequate orientation to the reforming of democratic systems and structures and an improvement in policy making	4	20
		4	20

Cluster 10: Self-esteem

Idea	Statements	Votes	Influence
35	The timid soul	1	
41	Low self-esteem and self-defeatist approach to governance	1	
		2	0

Cluster 11: Ethnicism

Idea	Statements	Votes	Influence
29	Poor infrastructure, negative ethnicity and historical injustices	2	14
27	Disregard of traditional terrorism as a political strategic choice	1	
		3	14

Cluster 12: Contemporary Issues

Idea	Statements	Votes	Influence
26	Brutality of governments to those who speak about democracy	8	12
25	Ineffective justice delivery system in the 21st century	0	6
33	Failure to reinvent traditional democracy and governance	0	
		8	18

Clusters Prioritized

Cluster	Cluster Name	Cluster Votes	Cumul. Votes	Cumul. Votes %	Norm. Votes	Cluster Influence	Cumul. Influence	Cumul. Influence %	Norm. Influence
5	Right to Information	15	15	19.0%	19.0%	37	37	19.4%	19.4%
1	Stakeholder Inclusion	15	30	38.0%	19.0%	34	71	37.2%	17.8%
4	Transparency/ Accountability	9	39	49.4%	11.4%	27	98	51.3%	14.1%
9	Lack Reform	4	43	54.4%	5.1%	20	118	61.8%	10.5%
2	Youth/ Grassroots participation	8	51	64.6%	10.1%	18	136	71.2%	9.4%
12	Contemporary Issues	8	59	74.7%	10.1%	18	154	80.6%	9.4%
11	Ethnicism	3	62	78.5%	3.8%	14	168	88.0%	7.3%
8	Poor Technology	5	67	84.8%	6.3%	10	178	93.2%	5.2%
6	Corruption	4	71	89.9%	5.1%	5	183	95.8%	2.6%
3	Religious Intolerance	3	74	93.7%	3.8%	4	187	97.9%	2.1%
7	Red Tape	3	77	97.5%	3.8%	4	191	100.0%	2.1%
10	Self-esteem	2	79	100.0%	2.5%	0	191	100.0%	0.0%
			79				191		

Cluster Prioritization Analysis - Actions

Cluster 1: ICT Platforms

Idea	Statements	Votes	Influence
45	Develop a system or a tool using ICT to make information easily accessible to all	6	22
16	Gender mainstreaming and equal opportunities for all in policy making	3	13
52	Social media advocacy and campaign to address information gap.	4	11
3	The adaptation of information communication technology to promote equity and equality in governance	3	11
50	Development of Government ICT systems And Facilities	2	5
1	Digital archiving to solve the problem of red tape	4	3
8	Use Of E-learning to keep office bearers informed of current changes and trends in governance	2	
12	Storming social media platforms	2	
28	Government's should adopt Kaizen as a management tool to check against red tape, unaccountability and corruption	2	
6	Social media as a dissemination tool for information exchange	1	
22	Social media as an effective tool that can be used by citizens to access leaders and crowd source for solutions	1	
24	Use of animation techniques in governance	1	
51	Deployment of government ICT facilities and training people on how to use them	1	
		32	65

Cluster 2: Mobile Voting

Idea	Statements	Votes	Influence
7	Transparency in voting	3	1
		3	1

Cluster 3: Good Governance

Idea	Statements	Votes	Influence
29	The essence of good governance	2	
5	Invest in change to come to corrupt government and not from the same government	1	
41	A voice for governance	0	
		3	0

Cluster 4: Triggering personal responsibility

Idea	Statements	Votes	Influence
2	Public officers willingness and willfully to take personal responsibility of their actions in service	1	
		1	0

Cluster 5: Accountability system

Idea	Statements	Votes	Influence
21	Application for monitoring and reporting service delivery and projects by government	3	2
4	Mobile voting in higher learning institutions	0	
		3	2

Cluster 6: Right to Information Bill (Law)

Idea	Statements	Votes	Influence
26	Engage legal practitioners and experts to come out with an extensive legal framework on the right to information	3	23
37	Linking with other organizations with similar objectives	1	5
		4	28

Cluster 7: Legal Matters

Idea	Statements	Votes	Influence
14	Lobby / engage state actors, civil society and citizens to repeal any law that hinder democracy and good governance.	3	11
9	Application of E-justice and shadow organization to check and strengthen implementation of the rule of law with no one above it.	2	5
15	Combatting run away impunity via restorative justice	5	1
10	Use of unorthodox means to combat brutality of governments	0	
		10	17

Cluster 8: Capacity Building & Awareness

Idea	Statements	Votes	Influence
18	Economic empowerment of the less advantaged	9	24
34	Increase literacy among citizens in rural areas through the use of change agents	3	19
39	Train women, youths and other minority groups representatives on citizen journalism	2	15
32	Mentorship and capacity building among women, minority groups and people with disability	2	12
48	Structured dialogue for youth participation	7	11
19	Cultivating the habit of proper orientation from time to time	5	11
33	Mobilising and organising youth to educate and create awareness and also engaging local leaders	5	11
13	Conduct training and empowering programs to youth and women	4	11
30	Overcoming dwindled passion among the youth in Kenya	2	11
36	Using civil education to combat poor infrastructure, negative ethnicity and historical injustice	3	
38	Create awareness / educate citizens particularly young people and the minorities on democratic process and lobby for the active participation in any democratic process	2	
20	Lobby for the strengthening of systems / structures that support democracy and good governance	1	
43	Invest on massive civic education on democracy, governance and human rights on the grassroots and keep the information accessible all time	0	
53	Meet with and train women and youths as candidates for political office at local and national levels.	0	
		45	125

Cluster 9: Curbing religions influences

Idea	Statements	Votes	Influence
11	Curbing religious intolerance among the youth in Kenya	0	
		0	0

Cluster 10: Policy

Idea	Statements	Votes	Influence
31	Engaging grassroot youths in governance and democracy	3	11
46	Forming a movement to champion the issue of accountability	1	11
49	Policy review by citizens	3	1
47	Implementation of policies on the planet	3	
25	Extending policy making to the grassroots	1	
		11	23

Clusters Prioritized

Cluster	Cluster name	Cluster Votes	Cumul. Vote	Cumul.Vote %	Norm. Vote	Cluster Influence	Cumul. influence	Cumul.Influence %	Norm. Influence
8	Capacity Building & Awareness	45	45	40.2%	40.2%	125	125	47.9%	47.9%
1	ICT Platforms	32	77	68.8%	28.6%	65	190	72.8%	24.9%
6	Right to Information Bill (Law)	4	81	72.3%	3.6%	28	218	83.5%	10.7%
10	Policy	11	92	82.1%	9.8%	23	241	92.3%	8.8%
7	Legal Matters	10	102	91.1%	8.9%	17	258	98.9%	6.5%
5	Accountability system	3	105	93.8%	2.7%	2	260	99.6%	0.8%
2	Mobile Voting	3	108	96.4%	2.7%	1	261	100.0%	0.4%
3	Good Governance	3	111	99.1%	2.7%	0	261	100.0%	0.0%
4	Triggering personal responsibility	1	112	100.0%	0.9%	0	261	100.0%	0.0%
9	Curbing religions influences	0	112	100.0%	0.0%	0	261	100.0%	0.0%
		112				261			

Cluster Prioritization Analysis - Shortcomings

Cluster 1: Marginalized

Idea	Statement	Votes	Influence
45	Lack Of Women's Engagement In Politics	3	13
15	The lack of representation raises the question of political legitimacy	4	4
36	Exclusion of minorities or marginalized groups in decision making	3	4
66	Lack of positive discrimination towards marginalised groups	2	
28	Neglect of the needs of vulnerable groups in the decision making process	1	
13	Lack of accessibility of official papers	0	
52	Racial Discrimination	0	
56	The wide gap between generations	0	
65	Lack of access to basic rights and services for immigrants	0	
		13	21

Cluster 2: Inequality

Idea	Statements	Votes	Influence
43	Equal starting conditions for each human development which will also lead available equally to get involved modern technological upgrowth in the world	2	
23	Poverty which is separating us from technology	0	
		2	0

Cluster 3: Education

Idea	Statements	Votes	Influence
47	Not effective promotion and strengthening of awareness regarding the importance of education	2	
3	Less accessibility to education for all people	1	
38	Education leak	1	
		4	0

Cluster 4: Participation

Idea	Statement	Votes	Influence
7	Lack of interest and engagement by the youth	6	2
1	Youth are not well informed about the democratic procedures	5	2
32	Lack of the knowledge on the role of a citizen	1	
2	Lack of participation	0	
4	Scarcity of information	0	
6	The fact that the educational system is not digitised using biometrics	0	
49	Lack of the specific information and politic education	0	
		12	4

Cluster 5: Political Atmosphere

Idea	Statement	Votes	Influence
19	Lack of democratic governance	7	12
9	Lack of freedom of speech	3	12
57	No online communication channels between government and citizens	3	3
21	Balance of power shapes democracy	0	
25	Denying people's requirements	0	
26	The elections are manually conducted	0	
27	Insufficient and unequal access to governmental information	0	
40	Difficulty entering the political world	0	
53	People can't vote online	0	
54	No daily representation of the people	0	
59	Lack of long time planning	0	
62	The rolling of places of power between the representatives	0	
67	Elitism in the political system	0	
		13	27

Cluster 6: Transparency

Idea	Statement	Votes	Influence
34	Deficiency in the process of raising awareness around the rights of citizens	3	18
24	No public evaluation systems	0	12
30	Absence of meritocracy in governmental institutions	8	4
8	Enabling corruption by the lack of transparency	0	4
33	Lack of information	1	
5	Making presidency by inheritance	0	
20	Lack of publicity of parliamentary decisions	0	
50	Transparency in parliamentary elections	0	
55	Lack of accountability	0	
61	Mediatization of public stances/information	0	
68	Lack of trust between state officials and citizens	0	
		12	38

Cluster 7: Ethical Inefficiencies

Idea	Statement	Votes	Influence
64	Media bias	7	8
18	Corruption	5	4
16	Bureaucracy	9	1
60	Bribery and favouritism	1	
		22	13

Cluster 8: Violation of the Rule of Law

Idea	Statement	Votes	Influence
31	Deficiency of the rule of law which leads to a lack of trust of the population in the governments	0	4
17	The negative intervention of religion and the traditional customs government decisions	0	1
14	Deficiency in the mechanism of constitutional accountability by the people	1	
11	Violation of the principle of separation of powers	0	
37	Non application of international legislations and agreements in ministries	0	
51	Submission of the judicial authority resulting to unstable and unsecured law	0	
		1	5

Cluster 9: External Influences

Idea	Statement	Votes	Influence
41	International dynamics shape local 'democracy'	3	12
44	Outside interferes	0	
63	Self-concerned intervention of states in other vulnerable states	0	
		3	12

Cluster 10: Digitalization

Idea	Statement	Votes	Influence
22	Not using the digital tools for the population to follow up or monitor election process	1	
29	Lack of the access to technology	0	
		1	0

Cluster 11:

Idea	Statement	Votes	Influence
39	Lack of sufficient funds to improve technology	1	
35	The lack of sustainable development	0	
		1	0

Cluster 12: Mobilization

Idea	Statement	Votes	Influence
10	Misconception and lack of mobilization of civil resistance	0	
		0	0

Cluster 13: Partisan Issues

Idea	Statement	Votes	Influence
48	Every topic is turned into a partisan issue	0	
		0	0

Cluster 14: No link between people and government

Idea	Statement	Votes	Influence
12	Complicated and unequal access for citizens to communicate with their governing bodies	1	
69	Impossibility to influence decision making	0	
		1	0

Cluster 15: Traffic Crowdedness

Idea	Statement	Votes	Influence
58	Traffic crowdedness	0	
		0	0

Cluster 16: Future leader building

Idea	Statement	Votes	Influence
43	Lack of efficient capacity building parallel systems to prepare future leaders	0	
		0	0

Clusters Prioritized

Cluster	Cluster name	Cluster votes	Cumul. Votes	Cumul. vote %	Norm. votes	Cluster influence	Cumul. Influence	Cumul. Influence %	Norm. influence
6	Transparency	12	12	14.1%	14.1%	38	38	31.7%	31.7%
5	Political Atmosphere	13	25	29.4%	15.3%	27	65	54.2%	22.5%
1	Marginalized	13	38	44.7%	15.3%	21	86	71.7%	17.5%
7	Ethical Inefficiencies	22	60	70.6%	25.9%	13	99	82.5%	10.8%
9	External influences	3	63	74.1%	3.5%	12	111	92.5%	10.0%
8	Violation of the Rule of Law	1	64	75.3%	1.2%	5	116	96.7%	4.2%
4	Participation	12	76	89.4%	14.1%	4	120	100.0%	3.3%
3	Education	4	80	94.1%	4.7%	0	120	100.0%	0.0%
2	Inequality	2	82	96.5%	2.4%	0	120	100.0%	0.0%
10	Digitalisation	1	83	97.6%	1.2%	0	120	100.0%	0.0%
11	Development	1	84	98.8%	1.2%	0	120	100.0%	0.0%
14	No link between people and government	1	85	100.0%	1.2%	0	120	100.0%	0.0%
12	Mobilization	0	85	100.0%	0.0%	0	120	100.0%	0.0%
13	Partisan issues	0	85	100.0%	0.0%	0	120	100.0%	0.0%
15	Traffic Crowdedness	0	85	100.0%	0.0%	0	120	100.0%	0.0%
16	Future leader building	0	85	100.0%	0.0%	0	120	100.0%	0.0%
		85				120			

Cluster Prioritization Analysis - Actions

Cluster 1: International Impact			
Idea	Statements	Votes	Influence
1	Mandatory participation in political youth centers during high schools	3	
33	Partnership with international and local bodies for the information in development	0	
38	Stop exploitation of developing countries by the economically powerful states	0	
		3	0

Cluster 2: Job matching software			
Idea	Statements	Votes	Influence
49	Create a job matching software for students that is relevant to their field and flexible to their schedules, eliminating the bias of gender, sex, religion, race and other diversity factors	2	1
11	Automatic selection of potential candidates in the job recruitment process	2	
3	Use digitized standardized matching system to recruit governmental employees and representatives	1	
51	Creating a website that helps youth in finding job opportunities in return for engaging in debates in their field of study	1	
2	A social networking platform for volunteers / youths looking for opportunities posted by nonprofits and government agencies	0	
42	A better system of governance would be through the people we recruit to work at such big positions at the government	0	
		6	1

Cluster 3: Social Reconstruction			
Idea	Statements	Votes	Influence
18	Resistance to the patriarchal system and trying to find some new form of governance	0	
36	Formulating regulations by government that focus on implementing gender equality	0	
		0	0

Cluster 4: Role of Media			
Idea	Statements	Votes	Influence
8	Opening an independent and educational TV channel to reach rural areas and villages	1	2
44	Ensuring media participation in human rights awareness campaigns	2	
23	Establishing media ethical declaration to generalize for all media agencies	0	
		3	2

Cluster 5: Informative interactive platform			
Idea	Statements	Votes	Influence
14	Online interactive and fun platform dedicated in addressing the issues related to the youth's engagement in politics as well as the enhancing of awareness regarding the rights of citizens	6	14
20	Creating an online platform that easily explains the different formal tools youth can use to issue a complaint to the parliament	7	1
29	Creating an online platform for citizens to voice their concerns, that will categorize them into a clear database, to be addressed by the government in the upcoming parliamentary sessions	1	
47	Online weekly survey platform where citizens vote on articles to be discussed in the parliament's next session	1	
7	Social media platform that does not interact with, but rather informs citizens of their rights and the structures of their government.	0	
13	Establish online platform of social media on activism and expression of ideas, it will also offer training 20 people related to activism in the middle east	0	
15	Create a digital independent press board	0	
25	Creating a network of advocates for minorities and marginalized groups	0	
40	Creating an online platform for youth all around the world to share thoughts on democracy and challenges they face	0	
43	Launch online platforms for communication with the public	0	
		15	15

Cluster 7: Constitutional reform			
Idea	Statements	Votes	Influence
58	Awareness campaigns about human rights and the role of citizens	6	9
10	Create a constitutional court independent from the government that ensures respect of the constitution and fundamental rights	5	1
31	Organizing online sessions of Q&As on the rights of citizens	2	
26	Reforming the basic law or constitution in a way that guarantees the political, social and economic rights	1	
27	A parallel independent consultation body to explain the limitations of the constitution	0	
		14	10

Cluster 8: Political & civic education			
Idea	Statements	Votes	Influence
1	Mandatory participation in political youth centers during high school.	3	6
9	Enhancing primary and secondary school curriculums by providing a proper and thorough education on systems of governance	2	2
6	Decentralising the government institutions through reinforcing the local governing bodies	6	1
54	Enhancing the political education starting from the secondary level	2	1
19	Encouraging youth participation in politics in following up the government behaviour through technologies	1	
37	The availability of governing knowledge to prevent mal-administration	0	
45	A series of workshops about civic engagement for youth	0	
53	Education system to discover other governance	0	
		14	10

Cluster 9: Communication between people and government			
Idea	Statements	Votes	Influence
21	Call center for citizens issues	3	3
5	Mobile application for communication between citizens and their government officials	8	1
		11	4

Cluster 10: Government online platform			
Idea	Statements	Votes	Influence
52	Create a platform where independent candidates can share their programs and views	0	4
12	Create a website that re-organizes data on politicians' financial information	4	1
17	Government information management systems	3	1
30	Create a website developed by the government aiming to extend, in an accessible way, all of the law, governmental decrees and jurisdictional decisions	2	1
28	Online voting systems for representatives	2	
34	Surveys for citizens in order to establish data based decision making	2	
4	Government data must be available online to increment transparency level	0	
24	Creation of an online election platform	0	
46	Create an online platform for political consultation	0	
		13	7

Cluster 11: Support agencies			
Idea	Statements	Votes	Influence
55	Development of effective supporting units	8	4
22	Establish subsidiary government agencies to assist with the policies and problems faced in the countries	0	
		8	4

Cluster 12: Representative policy			
Idea	Statements	Votes	Influence
50	Make public every year the accounts of the political parties and establish a financial cap to ensure an equality for all parties	1	
57	Limit the possibility for an elected representative to be elected more than two times for the same mandate	0	
		1	0

Cluster 13: Evaluation systems			
Idea	Statements	Votes	Influence
56	Creating monitoring and evaluation system in work places and governmental institutions	6	6
32	Confronting what studies show and what politicians say(for example fact checker)	7	2
		13	8

Cluster 14: Sub committees			
Idea	Statements	Votes	Influence
16	Formulating sub-committees to focus on the short term issues	0	
		0	0

Clusters Prioritized											
Cluster	Cluster name	Cluster votes	Cumul. vote	Cumul. vote %	Norm. votes	Cluster influence	Cumul. Influence	Cumul. influence %	Norm. influence		
5	Informative interactive platform	15	15	14.9%	14.9%	15	15	24.6%	24.6%		
7	Constitutional reform	14	29	28.7%	13.9%	10	25	41.0%	16.4%		
8	Political and civil education	14	43	42.6%	13.9%	10	35	57.4%	16.4%		
13	Evaluation system	13	56	55.4%	12.9%	8	43	70.5%	13.1%		
10	Government online platform	13	69	68.3%	12.9%	7	50	82.0%	11.5%		
9	Communication between people and government	11	80	79.2%	10.9%	4	54	88.5%	6.6%		
11	Support agencies	8	88	87.1%	7.9%	4	58	95.1%	6.6%		
4	Role of media	3	91	90.1%	3.0%	2	60	98.4%	3.3%		
2	Job matching software	6	97	96.0%	5.9%	1	61	100.0%	1.6%		
1	International Impact	3	100	99.0%	3.0%	0	61	100.0%	0.0%		
12	Representative policy	1	101	100.0%	1.0%	0	61	100.0%	0.0%		
3	Social Reconstruction	0	101	100.0%	0.0%	0	61	100.0%	0.0%		
14	Sub committees	0	101	100.0%	0.0%	0	61	100.0%	0.0%		
		101				61					

Cluster Prioritization Analysis - Shortcomings

Cluster 1: Democratic culture

Idea	Statements	Votes	Influence
18	Normalization and acceptance of political corruption	5	9
39	Inefficient education for democracy and for the exercise of citizenship.	5	
19	They only vote, forgetting of social control	1	
40	Discrimination in social groups' opinions	1	
52	Improvised nomination of public servants designated in the implementation areas	1	
1	There is too much distance between the people and the decisions made by the government	0	
13	Deficiency in reestablishing democratic values within the educational system.	0	
34	Justice systems based solely on punishment.	0	
49	It is based on the selfish logic of "if I win, someone else has to lose"	0	
50	Scarce multi-stakeholder dialogue in decision-making	0	
		13	9

Cluster 2: Citizen participation

Idea	Statements	Votes	Influence
46	The elections are to choose people and do not promote the discussion of ideas and projects	2	3
30	Low citizen participation, especially among young people.	1	
43	Lack of communication by the State concerning the necessary information for solving social problems	1	
66	Lack of a direct citizen participation institution.	1	
1	There is too much distance between the people and the decisions made by the government	0	
5	Closure of spaces for citizens in local decision-making	0	
23	Excess of political activism in social media but lack of real activism through institutional mechanisms.	0	
31	Distance between people and decision-making and decision-implementation creates disinterest for public affairs	0	
47	Lack of cooperation with different forms of the civil society organisations	0	
68	There is no correlation between the problems addressed by the Government and the ones sought by the civil society.	0	
		5	3

Cluster 3: Selection process for public officials

Idea	Statements	Votes	Influence
2	Inadequate method of entering the public administrative system	2	1
27	Inadequate diagnosis of citizens' priorities.	1	
17	Wrongful nominations in decision-making positions, due to the lack of knowledge of the people chosen in the respective positions.	0	
58	Members of the staff don't know each other	0	
61	Lack of competitions to accede to public offices or lack of dissemination of those competitions.	0	
		3	1

Cluster 4: Concentration of power

Idea	Statements	Votes	Influence
35	Centralization of public power in a single person or a small group (non elected)	6	9
4	They are based on democratic systems controlled by the same elites that promote inequality	3	9
33	Manipulation of the public opinion through the means of communication in favor of a political position	2	1
11	There is no safeguard for the political participation of actors with opposing points of views to those already established	1	
56	The participation of new political actors is not encouraged.	1	
69	Excessive use of political marketing that reduces politics in a single photo.	1	
		14	19

Cluster 5: Ineffective administration

Idea	Statements	Votes	Influence
20	Inadequate management of public resources	2	1
6	Inefficiency of the bureaucratic mechanisms of the administrative process of the public function	2	
22	Weak interrelation between the different State structures	1	
32	Lack of cooperation between different organisations, due to egocentric desires.	1	
7	Low systematization and availability of information in public order for the development of policies	0	
26	Institutional weakness (lack of capabilities) in local and regional governments and administrations	0	
36	Difficulty in using well the resource of time, due to the ignorance of technical matters in the Government's administration.	0	
37	Limited use of and resistance to new technologies in public administration processes	0	
48	Lack of knowledge on the mechanisms of political participation and control	0	
51	Improvised nomination of public servants designated in the implementation areas	0	
65	Lack of a clear organisational method in the public structure.	0	
67	Lack of commitment in the administration	0	
		6	1

Cluster 6: Errors in government communication

Idea	Statements	Votes	Influence
8	Shortage of communication of social policies	2	1
55	Civil society does not have sufficient information in order to participate in decision making processes.	2	
12	Inefficient communication to citizens about the responsibilities of the State's different responsibilities.	1	
43	Lack of communication by the State concerning the necessary information for solving social problems	1	
63	There is an excess of political-party propaganda that seeks to obstruct other schools of thought in decision-making	1	
21	Mistakes in terms of communicating.	0	
54	Rejection of constructive ideas	0	
		7	1

Cluster 7: Representation

Idea	Statements	Votes	Influence
3	Lack of representativeness	1	
24	Lack of dialogue and consensus	1	
50	Scarce multi-stakeholder dialogue in decision-making	1	
9	Distrust among stakeholders	0	
38	Lack of democracy in the relation between "governor and governed"	0	
53	Lack of collective memory of the times when the regimes were not democratic	0	
60	Applicants to positions of political representation can use their position to their personal interest.	0	
64	The rulers need alliances with business groups, communication groups and groups with economic power, in order to stay in power.	0	
		3	0

Cluster 8: Accountability

Idea	Statements	Votes	Influence
15	Low accountability culture	5	2
10	Difficulty in monitoring the activities	0	
16	Representatives only give account when they are elected	0	
		5	2

Cluster 9: Public politics

Idea	Statements	Votes	Influence
25	Lack of knowledge about the local reality	4	5
41	Implementation of public policies without divergent approaches	4	1
28	Lack of programs to promote the development of the economic resources of each region	2	1
14	Work on inclusion has been decreasing	1	
62	Imposition of foreign development models that do not take into account the local social and cultural traits.	1	
7	Low systematization and availability of information in public order for the development of policies	0	
29	A negative look when it comes to keep on creating social projects.	0	
44	Decrease of the budget available for inclusive activities	0	
57	Lack of promotion of ICT as social inclusion and communication tools	0	
70	Lack of access to social programmes for labour capacity-building.	0	
		12	7

Cluster 10: Civil servants

Idea	Statements	Votes	Influence
42	Lack of social sensibility in civil servants	7	4
		7	4

Clusters Prioritized

Cluster	Cluster name	Cluster Votes	Cumul. vote	Cumul. Vote %	Norm. Votes	Cluster influence	Cumul. influence	Cumul. Influence %	Norm. Influence
4	Concentration of power	14	14	18.7%	18.7%	19	19	40.4%	40.4%
1	Democratic culture	13	27	36.0%	17.3%	9	28	59.6%	19.1%
9	Public Politics	12	39	52.0%	16.0%	7	35	74.5%	14.9%
10	Civil servants	7	46	61.3%	9.3%	4	39	83.0%	8.5%
2	Citizen participation	5	51	68.0%	6.7%	3	42	89.4%	6.4%
8	Accountability	5	56	74.7%	6.7%	2	44	93.6%	4.3%
6	Errors in government communication	7	63	84.0%	9.3%	1	45	95.7%	2.1%
5	Ineffective administration	6	69	92.0%	8.0%	1	46	97.9%	2.1%
3	Selection process for public officials	3	72	96.0%	4.0%	1	47	100.0%	2.1%
7	Representation	3	75	100.0%	4.0%	0	47	100.0%	0.0%
		75				47			

Cluster Prioritization Analysis - Actions

Cluster 1: Innovation in education			
Idea	Statements	Votes	Influence
52	To work together with social organizations	1	11
58	Create virtual simulation spaces for the debate of laws	3	2
22	Initiative models of discussion of the law and the media existing in different levels and years of education	4	1
18	Innovate in education mechanisms	2	1
10	Create training projects for teachers, focused on the democratic values.	1	
1	Develop a software for the Ministry of Education of provincial States.	0	
12	Establish education projects that promote community values over economic values.	0	
28	Create virtual and real exchange platforms between regional blocks.	0	
30	Include and increase the education of values such as solidarity, honesty and the common good.	0	
50	Increase public policies' communication ways and means.	0	
59	Less weapons, more education.	0	
60	Develop programmes to teach the responsibilities of the different government levels to the community.	0	
62	Create programmes on the monitoring and implementation of municipal budget for young people in high-school and university.	0	
65	Create obligatory syllabus for political debate in schools	0	
74	Start reading-writing programmes that respect the cultural characteristics of the population.	0	
76	Promote that public servants at various levels come closer to the educational sector	0	
		11	15

Cluster 2: Citizen participation			
Idea	Statements	Votes	Influence
15	Develop an exchange platform with services offered to save the world	5	10
45	Create a project to promote citizen participation through alternative mechanisms	3	7
78	Create a citizen dialogue for solving problems	2	7
66	A law that guarantees that space for citizen dialogue in the media	0	5
25	Establish democratic models on the local level, in order to increase the participatory consciousness	0	4
3	Build a mechanism of horizontal civic participation with institutional weight	5	2
2	Generate local and collective empowerment for the social bases	3	1
5	Establish political civic education (democratic values such as: solidarity, honesty and common good), starting from childhood.	0	
6	Create models that that promote citizen participation	0	
7	Build mechanisms for the discussion of ideas that allow the participation of a large number of people	0	
8	Develop a website for citizens to provide information on their context.	0	
14	Creation of roundtables for regional development, with the participation of different actors	0	
31	Create appropriate spaces for the youth's citizen participation.	0	
70	Previously consult leaders of vulnerable areas before implementing projects that benefit their area.	0	
		18	36

Cluster 3: Political Control			
Idea	Statements	Votes	Influence
9	Increase review of pre-election governance plans	6	3
23	Make every governmental institution create a website with update information about their programmes, public policies and budget.	0	2
21	Establish a methodology for executing actions subordinate to ideas and not people	2	1
40	Organise exams for elected public servants in order to make sure that they know the area they want to represent.	1	
4	Reduce political propaganda when it comes to public policy dissemination	0	
11	Promote a culture of accountability at all levels.	0	
17	Compulsory compliance of the political parties' platforms	0	
20	Change the working methods between the State institutions.	0	
36	Develop a fundraising campaign to donate a value to a politician	0	
51	Create radical sanctions for corruption acts.	0	
53	Make compulsory the annual reporting on high-level public servants' funds	0	
56	Create auditing bodies in real time.	0	
61	Conduct annual consultations among youth, on specific projects of their interest.	0	
		9	6

Cluster 4: Public employment			
Idea	Statements	Votes	Influence
13	Prior implementation of training for the designated persons for administration	3	5
47	Develop a virtual system for training and evaluation for access to public administration	0	1
34	Create a website that includes all the competitions for entering the public sector.	1	
38	Increase trainings and exchanges for public servants.	0	
39	Establish periodic evaluations for public servants.	0	
48	Create an interactive exchange mechanism for lessons-learned during regional participation processes.	0	
55	Promote free virtual training programmes	0	
73	Develop an excellency award for public servants.	0	
75	Encourage internships in public administration.	0	
		4	6

Cluster 5: Social innovation			
Idea	Statements	Votes	Influence
29	Develop a museum for virtual memory that contains artistic practices representing local issues.	8	4
43	Promote a public policy for technological innovation.	1	1
16	Create a new app for citizens, for social development purposes.	0	
27	Develop a technological factory for development and dissemination of citizens' mobilisations.	0	
35	Establish alternative communication and inter-regional dialogue channels, to visualise social issues.	0	
37	Create a virtual agenda that groups by areas the social policies that are being developed.	0	
49	Institutionalise-formalise social networking for problem-solving.	0	
63	Develop a community documentaries bank, to expose Latin American youth issues.	0	
		9	5

Cluster 6: Quota law			
Idea	Statements	Votes	Influence
57	Formulate laws that protect young employability in the public and private spheres	2	1
19	Mandatory percentage of young people in companies, political parties, and government institutions in order to boost youth employability.	1	
54	Make compulsory the participation in the legislative assembly of at least one representative from vulnerable areas	0	
		3	1

Cluster 7: Corruption			
Idea	Statements	Votes	Influence
68	Create a campaign to sensitize young people to the effects of corruption	2	4
24	Combat corruption through processes of sensitization, formation and citizen denunciation	8	3
32	Legal and economic sanctions against the media that accuse without proof	2	1
77	Create severe sanctions for companies that owe large amounts of money to the State.	1	
44	Create a Latin American innovative campaign that encourages the non-acceptance of corruption and the dismantling of democracy.	0	
		13	8

Cluster 8: State mechanisms			
Idea	Statements	Votes	Influence
33	Application of a participatory budget at the neighborhood level	3	4
26	Increase the activity of local promoters by bringing direct proposals to the beneficiaries	3	2
42	Establish an information office in vulnerable areas.	0	2
71	Integrate to work of the units of the different levels of government	3	1
46	Eradicate business alliances with public servants in office.	1	
64	Increase and encourage the use of social networking at different ages.	0	
67	Eradicate political clientelism programmes	0	
72		0	
		10	9

Clusters Prioritized									
Cluster	Cluster Name	Cluster Votes	Cumul. Vote	Cumul. Vote %	Norm. Vote	Cluster Influence	Cumul. Influence	Cumul. Influence %	Norm. Influence
2	Citizen participation	18	18	23.7%	23.7%	36	36	48.0%	48.0%
8	State mechanisms	10	28	36.8%	13.2%	9	45	60.0%	12.0%
7	Corruption	13	41	53.9%	17.1%	8	53	70.7%	10.7%
3	Political Control	9	50	65.8%	11.8%	6	59	78.7%	8.0%
4	Public employment	4	54	71.1%	5.3%	6	65	86.7%	8.0%
5	Social innovation	9	63	82.9%	11.8%	5	70	93.3%	6.7%
1	Innovation in education	10	73	96.1%	13.2%	4	74	98.7%	5.3%
6	Quota law	3	76	100.0%	3.9%	1	75	100.0%	1.3%
		76				75			

Cluster Prioritization Analysis - Shortcomings

Cluster 1: Corruption			
Idea	Statements	Votes	Influence
17	Intolerance	1	6
11	Technology in Democracy: A double edged sword?	3	3
34	Lack of transparency	4	2
1	Corruption	3	1
21	Increasing presence of special interest groups	0	
		11	12

Cluster 2: Education system			
Idea	Statements	Votes	Influence
13	Quality education to rural areas	1	11
2	Lack of proper education	1	7
3	Poverty	1	4
33	Lack of specialization	0	
		3	22

Cluster 3: Government Structure			
Idea	Statements	Votes	Influence
37	Dysfunctional design of systems with the little scope of e-design	3	4
35	There is a gap between the people and the government	2	4
15	Inadequate policy formulation and implementation	1	4
4	Lack of innovation in current system of governance	0	
5	The bureaucracy is averse to new methods of public administration	0	
8	Constitutional structure	0	
9	Impaired Audit of and feedback for execution of plans and policies at local level	0	
		6	12

Cluster 4: Transparency			
Idea	Statements	Votes	Influence
6	Right to information for citizens	2	6
38	Weak system of M&E of welfare policies, programs, and schemes	1	4
18	Issues with voting	3	3
		6	13

Cluster 5: Representation & Participation			
Idea	Statements	Votes	Influence
7	Lack of use of technology to engage youth	3	5
23	Participation of different communities	1	4
12	Inclusivity	4	3
16	Women are not represented adequately in the indian democracy	2	7
22	Youth participation in politics	0	
		10	19

Cluster 6: Technology			
Idea	Statements	Votes	Influence
28	Lack of non violent communication and inner peace	1	4
32	Ageing world	1	4
10	Resistance to change in masses	0	
		2	8

Cluster 7: Civil education			
Idea	Statements	Votes	Influence
27	Uncertainty over the definition of democracy	2	2
31	Lack of public health awareness	1	1
26	Association with sensitive ideas	0	
29	Lack of respect for diversity	0	
30	Intolerance drives conducted by religious communities among ill informed population groups	0	
		3	3

Clusters Prioritized										
Cluster	Cluster name	Cluster Votes	Cumul. Vote	Cumul.Vote %	Norm. Vote	Cluster Influence	Cumul. influence	Cumul.Influence %	Norm. Influence	
2	Education system	3	3	7.3%	7.3%	22	22	24.7%	24.7%	
5	Representation & Participation	10	13	31.7%	24.4%	19	41	46.1%	21.3%	
4	Transparency	6	19	46.3%	14.6%	13	54	60.7%	14.6%	
1	Corruption	11	30	73.2%	26.8%	12	66	74.2%	13.5%	
3	Government structures	6	36	87.8%	14.6%	12	78	87.6%	13.5%	
6	Technology	2	38	92.7%	4.9%	8	86	96.6%	9.0%	
7	Civil education	3	41	100.0%	7.3%	3	89	100.0%	3.4%	
		41				89				

Cluster Prioritization Analysis - Actions

Cluster 1: Governing structures			
Idea	Statements	Votes	Influence
15	Human centered design for problem solving in governance	3	5
5	Training the bureaucracy	2	1
27	Decentralised systems checking corruption at levels of governance and bureaucracy by introducing local, community-level programs	2	1
1	Introduce innovation in governance	0	
		7	7

Cluster 2: Right to information			
Idea	Statements	Votes	Influence
2	Develop laws for right to information	2	5
		2	5

Cluster 3: Communication between government and people			
Idea	Statements	Votes	Influence
3	Develop two way communication between citizens and government	4	11
32	Government must interact more with the people	2	11
11	Policy formulation by proper testing and communication	1	3
6	Setting up of grievance redressal call center and toll free helpline numbers for receipt of recorded complaints	1	2
		8	27

Cluster 4: Education system			
Idea	Statements	Votes	Influence
30	Inclusive youth development program	2	7
10	Online courses for facilitating education in rural areas	2	6
8	Creating awareness about technology	2	2
9	Ways for inclusivity	3	1
29	Education criteria set by the election commission	1	
13	Challenge of intolerance addressed through quality education	0	
25	Self development programs, inner peace training	0	
26	Quality education to help deal with the problem of diversity	0	
		10	16

Cluster 5: Participation			
Idea	Statements	Votes	Influence
18	Youth participation	3	5
14	Youth participation for strengthening the M&E of welfare schemes, programs and policies	1	
12	Solution to the challenge of women's representation	0	
19	Percentage based participation for all communities	0	
		4	5

Cluster 6: Political education			
Idea	Statements	Votes	Influence
31	Educate people about their rights	1	15
7	Use of different forms of visual media and communication to drive psychological change at local level	3	4
22	Creating awareness on the definition of democracy	3	2
16	Tackling special interest groups	2	1
17	Dealing with ill informed voters	2	1
23	Educating people on the shortcomings of democracy	1	
28	Environmental awareness through community driven associations and city wide campaigns	1	
		13	23

Cluster 7: Corruption			
Idea	Statements	Votes	Influence
33	If leadership endeavours in the promotion of democratic members rather than member as a democrat	1	
		1	0

Clusters Prioritized										
Cluster	Cluster name	Cluster Votes	Cumul. Vote	Cumul.Vote %	Norm. Vote	Cluster Influence	Cumul. influence	Cumul.Influence %	Norm. Influence	
3	Communication between government and people	8	8	17.8%	17.8%	27	27	32.5%	32.5%	
6	Political Education	13	21	46.7%	28.9%	23	50	60.2%	27.7%	
4	Education system	10	31	68.9%	22.2%	16	66	79.5%	19.3%	
1	Government structures	7	38	84.4%	15.6%	7	73	88.0%	8.4%	
5	Participation	4	42	93.3%	8.9%	5	78	94.0%	6.0%	
2	Right to information	2	44	97.8%	4.4%	5	83	100.0%	6.0%	
7	Corruption	1	45	100.0%	2.2%	0	83	100.0%	0.0%	
		45				83				

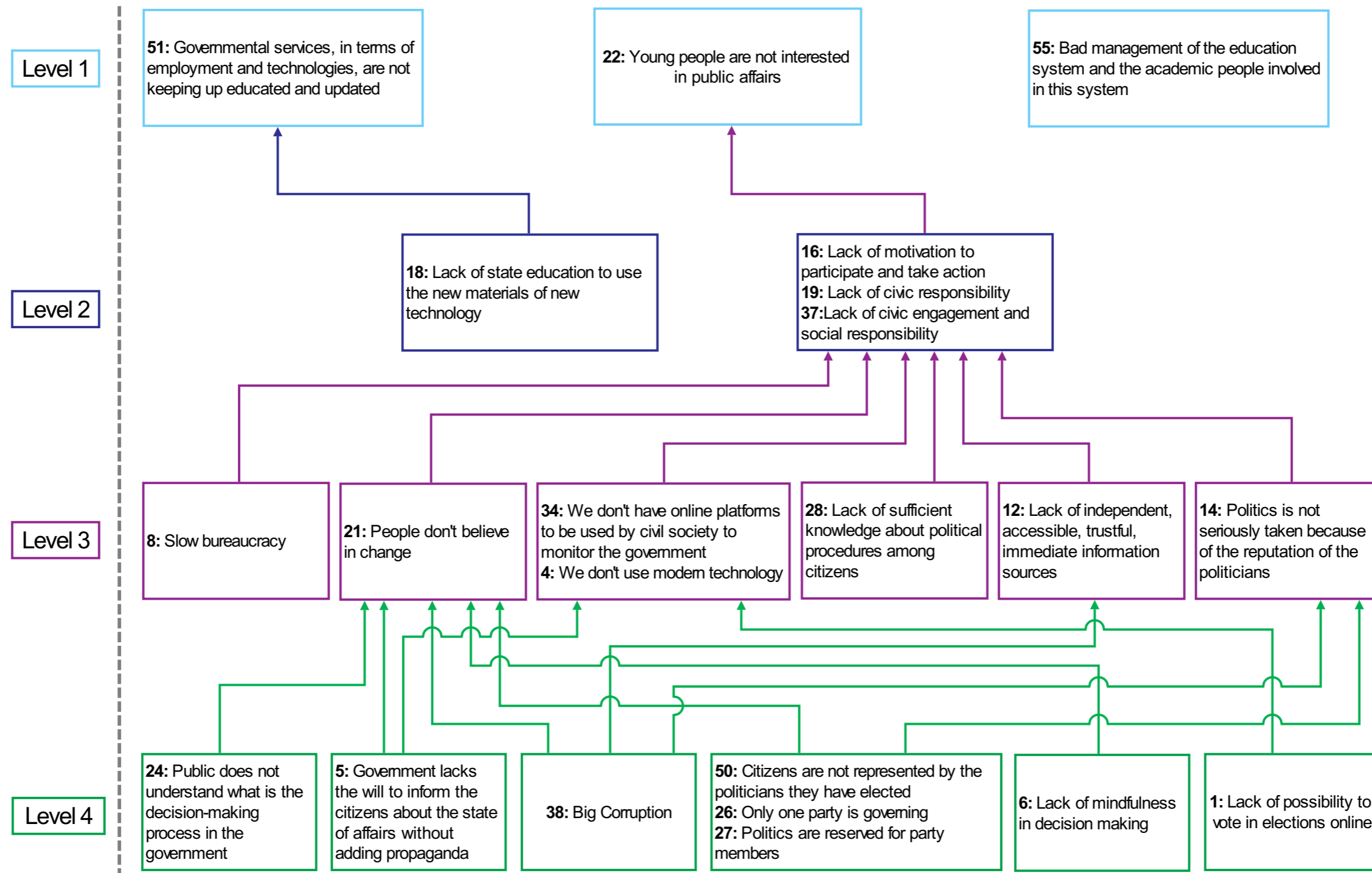
Term Frequency Analysis

RANK	TERM	SCORE									
2	young people	39.00	43	adequate diverse stakeholder representation	4.00	77	social structure	3.00	126	decision-making process	2.00
3	social media	38.86	43	international player	4.00	77	racial discrimination	3.00	126	government goodwill	2.00
4	online platform	22.00	43	low income	4.00	77	public relation	3.00	126	online signature	2.00
5	democratic process	19.00	43	media bias	4.00	77	timid soul	3.00	126	less access	2.00
7	decision making	15.00	43	digital divide	4.00	77	prime minister	3.00	126	current issue	2.00
8	constitutional court	13.00	43	mobile technology	4.00	77	action plans	3.00	126	information accessible all time	2.00
9	political party	11.00	61	decision maker	4.00	77	traditional party	3.00	126	digital programme	2.00
10	political system	9.80	61	public office holder	3.17	77	education system	3.00	126	public medium	2.00
11	service delivery	9.75	61	combat poor infrastructure	3.17	77	everyday life	3.00	126	specific information	2.00
12	electoral process	9.00	61	online communication channel	3.17	77	government official	3.00	126	policy implementation social medium	2.00
12	political education	9.00	61	social media platform	3.17	77	mobile phone	3.00	126	end online shopping site	2.00
12	digital era	9.00	61	accessible public internet	3.17	77	continuous improvement	3.00	126	political agenda	2.00
15	democratic governance	8.00	61	quality project implementation	3.17	77	technological world	3.00	126	people opinion	2.00
16	long term	7.00	61	democratic political system	3.17	119	run away impunity via restorative justice	2.58	126	peaceful protest	2.00
16	minority group	7.00	61	improved service delivery	3.17	119	nobel peace laurel wangari muta mathai	2.58	126	central government	2.00
16	political process	7.00	61	subsidiary government agency	3.17	119	current semi democratic mideternian governance system	2.58	126	public participation	2.00
16	election process	7.00	61	social networking platform	3.17	122	diverse stakeholder	2.33	126	parallel independent consultation body	2.00
16	current system	7.00	61	state broadcasting medium	3.17	123	disseminate information country wide managed	2.32	126	public information	2.00
16	evaluation system	7.00	61	social medium platform	3.17	123	many people will become aware	2.32	126	specific position	2.00
22	public evaluation system	6.34	61	local public body	3.17	123	infrastructural hindrance basic information appliance	2.32	126	innovative idea	2.00
23	educational system	6.00	61	diverse stakeholder representation	3.17	126	public officer	2.00	126	information system	2.00
23	young generation	6.00	61	online voting system	3.17	126	government information management system	2.00	126	community leader	2.00
23	mobile voting	6.00	77	successful voter education	3.17	126	son seif el islam	2.00	126	government policy	2.00
23	democratic system	6.00	77	democratic procedure	3.00	126	traditional terrorism	2.00	126	big corruption	2.00
23	governmental institution	6.00	77	big problem	3.00	126	human rights	2.00	126	international dynamics	2.00
23	red tape	6.00	77	public debate	3.00	126	inadequate ict governance system	2.00	126	unequal access	2.00
29	online voting	5.50	77	government agency	3.00	126	world today	2.00	126	citizen weekly participation platform	2.00
30	electoral system	5.00	77	service provider	3.00	126	idea group decision-making experiment	2.00	126	active member	2.00
30	good governance	5.00	77	arab spring	3.00	126	mobile app	2.00	126	financial muscle	2.00
30	political life	5.00	77	training people	3.00	126	electoral law	2.00	126	collective freedom	2.00
30	arab world	5.00	77	government building	3.00	126	online digital voting systems	2.00	126	democracy won	2.00
30	rural area	5.00	77	gender mainstreaming	3.00	126	greater top-down performance pressure	2.00	126	successful state	2.00
30	job opportunity	5.00	77	online discussion	3.00	126	main reason	2.00	126	current government	2.00
30	equal opportunity	5.00	77	public servant	3.00	126	grass root	2.00	126	traditional councils form part	2.00
30	political world	5.00	77	political issue	3.00	126	rural community	2.00	126	existing one-sided communication line	2.00
30	civil education	5.00	77	government decision	3.00	126	bad tax collection system	2.00	126	technology technology	2.00
30	governance system	5.00	77	civic engagement	3.00	126	digital tool	2.00	126	gender equality	2.00
30	african country	5.00	77	fact chequer	3.00	126	financial cap	2.00	126	office holder	2.00
30	young age	5.00	77	mobile application	3.00	126	tax return	2.00	126	political expression	2.00
30	historical injustice	5.00	77	local democracy	3.00	126	accountability information	2.00	126	party member	2.00
43	government institution	4.00	77	house committee	3.00	126	transparent informative news outlet	2.00	126	involved modern technological up-growth	2.00
43	relevant information	4.00	77	ICT facility	3.00	126	active participation	2.00	126	ballot box	2.00
43	constitutional principle	4.00	77	capacity building	3.00	126	vicious circle	2.00	126	formal education	2.00
43	sustainable development	4.00	77	equal vote	3.00	126	religious intolerance	2.00	126	digital screen	2.00
43	change agent	4.00	77	civic responsibility	3.00	126	online session	2.00	126	low ranking government official	2.00
43	awareness campaign	4.00	77	policy making	3.00	126	political leader	2.00	126	daily basis	2.00
43	developed country	4.00	77	public affair	3.00	126	sufficient fund	2.00	126	public matter	2.00
43	public fund	4.00	77	access information	3.00	126	medium agency	2.00	126	personal project	2.00
43	21st century	4.00	77	poor infrastructure	3.00	126	jus- tice delivery system	2.00	126	advanced techno- logical equipment	2.00
43	negative ethnicity	4.00	77	democratic country	3.00	126	red tape digital archiving	2.00	126	cultural diversity	2.00
43	judicial authority	4.00	77	blind voting	3.00	126	independent candidate	2.00	126	political competition	2.00
				arab country	3.00	126	core system	2.00	126	social factor	2.00
						126	specific problem	2.00	126	governance issue	2.00
						126	political space	2.00	126	formal tool	2.00
						126	digital communication	2.00	126	basic law	2.00
						126	governance structure	2.00	126	liquid democracy	2.00
						126	recycled material	2.00	126	voter turnout	2.00
						126	citizen access	2.00	126	government datum	2.00
						126	respective community	2.00	126	world community	2.00
						126	many african political elite	2.00	126	ineffective justice delivery system	2.00

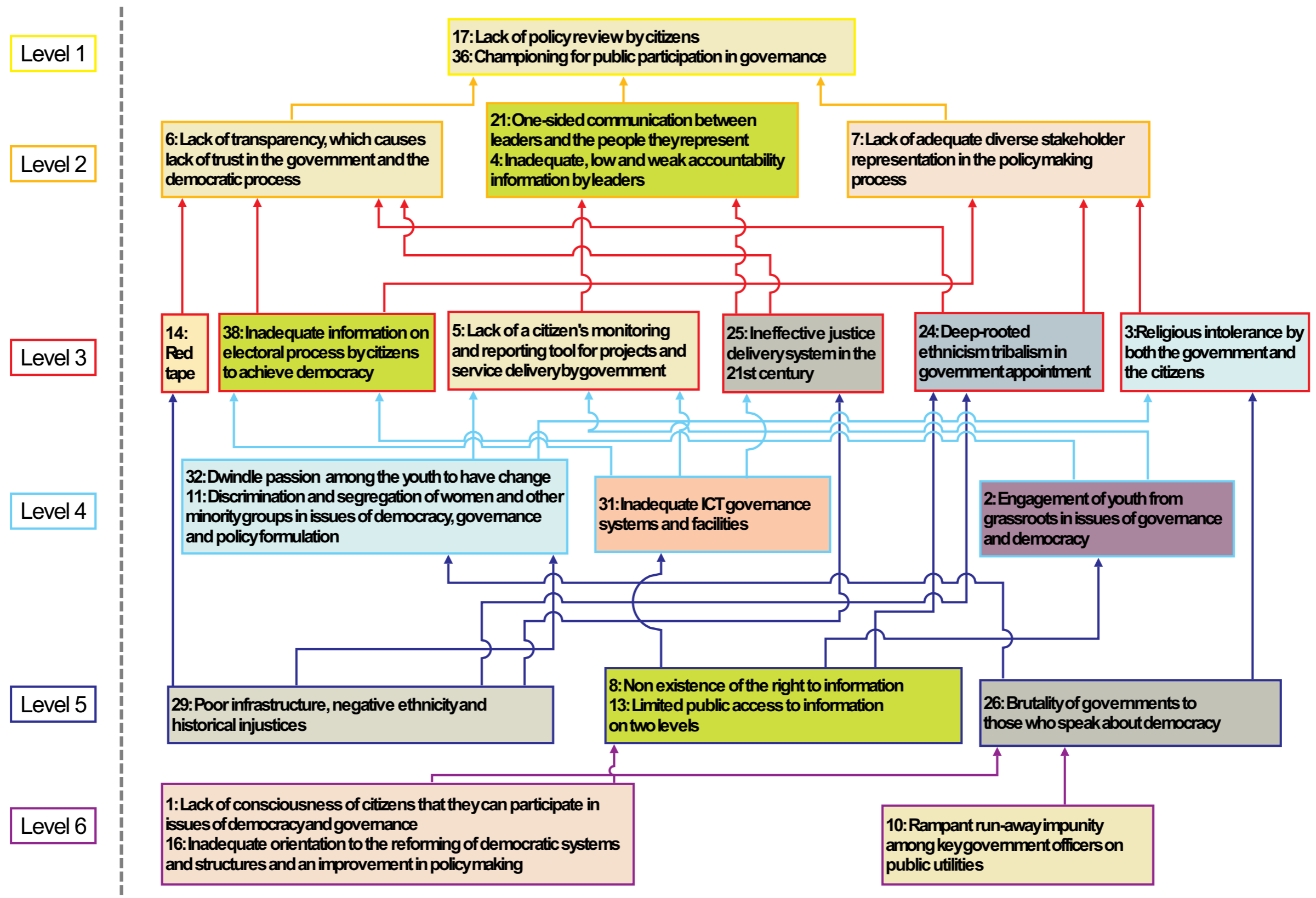
For more detailed data and also information regarding all related activities, the reader should visit: <http://reinventdemocracy.info>
http://futureworlds.eu/wiki/Reinventing_Democracy
 Download this and all other reports at: http://reinventdemocracy.info/w/Reports_Depository

126	rapid change	2.00
126	democratic election	2.00
126	governmental official	2.00
126	global warming	2.00
126	voter education	2.00
126	traditional democracy	2.00
126	official paper	2.00
126	personal responsibility	2.00
126	house duty	2.00
126	independent body	2.00
126	governmental process	2.00
126	train woman	2.00
126	political decision	2.00
126	digital technology	2.00
126	african country government position	2.00
126	administrative procedure	2.00
126	civic assessment	2.00
126	independent educational tv channel	2.00
126	digital governance	2.00
126	security breeching	2.00
126	active participant	2.00
126	public evaluation system evaluation	2.00
126	democratic tool	2.00
126	cohort group	2.00
126	signature journal	2.00
126	smart phone	2.00
126	representative democracy	2.00
126	entire population	2.00
126	state organization	2.00
126	social responsibility	2.00
126	modern technology	2.00
126	online service	2.00
126	medium house	2.00
126	democratic principle	2.00
126	material well-being	2.00
126	local governance	2.00
126	stress management	2.00
126	food product	2.00
126	african country political leader	2.00
126	interactive feature	2.00
126	public resource	2.00
126	21th century radical transformation	2.00
126	physical activity	2.00
126	many people	2.00
126	crowd source	2.00
126	parliamentary election	2.00
126	governmental information	2.00
126	governmental service	2.00
126	ethnic bias	2.00
126	online weekly survey platform	2.00
126	human factor	2.00
126	parliament member	2.00
126	daily life	2.00
126	mandatory voting	2.00
126	be updated by friday	2.00
126	political procedure	2.00
126	poor governance	2.00
126	usual western democratic setup	2.00
126	scientific environment	2.00

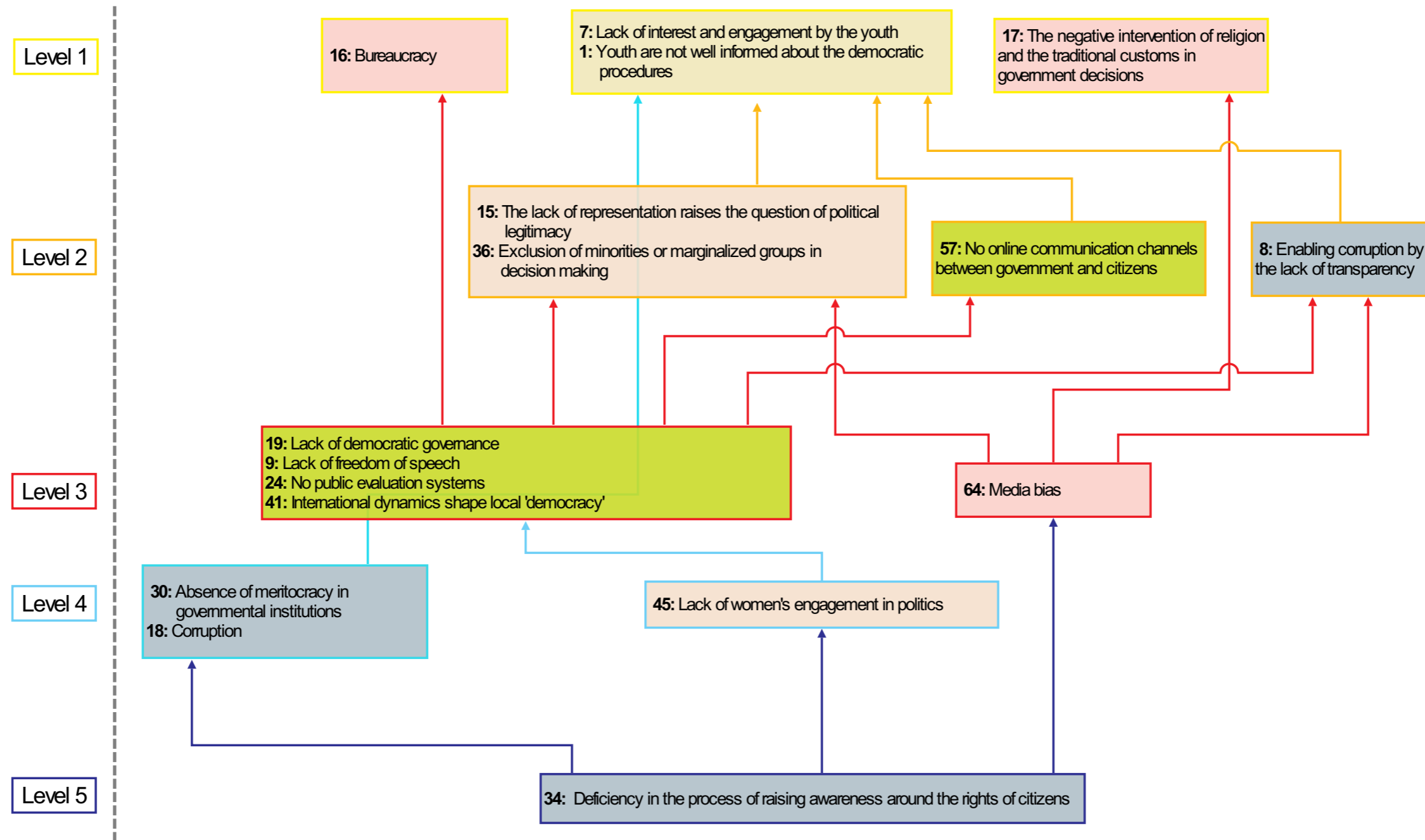
Influence MAP: European Region - Shortcomings



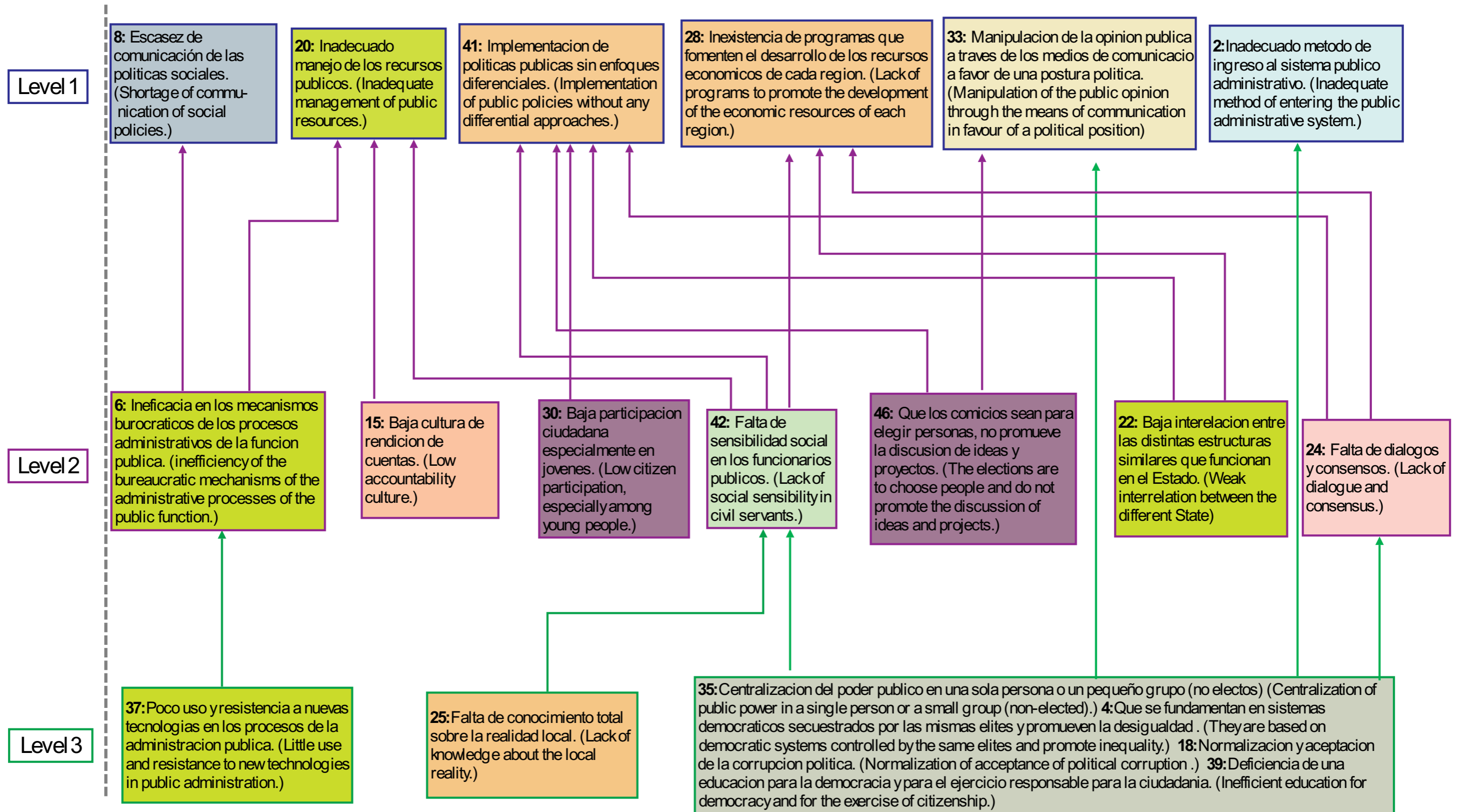
Influence MAP: African Region - Shortcomings



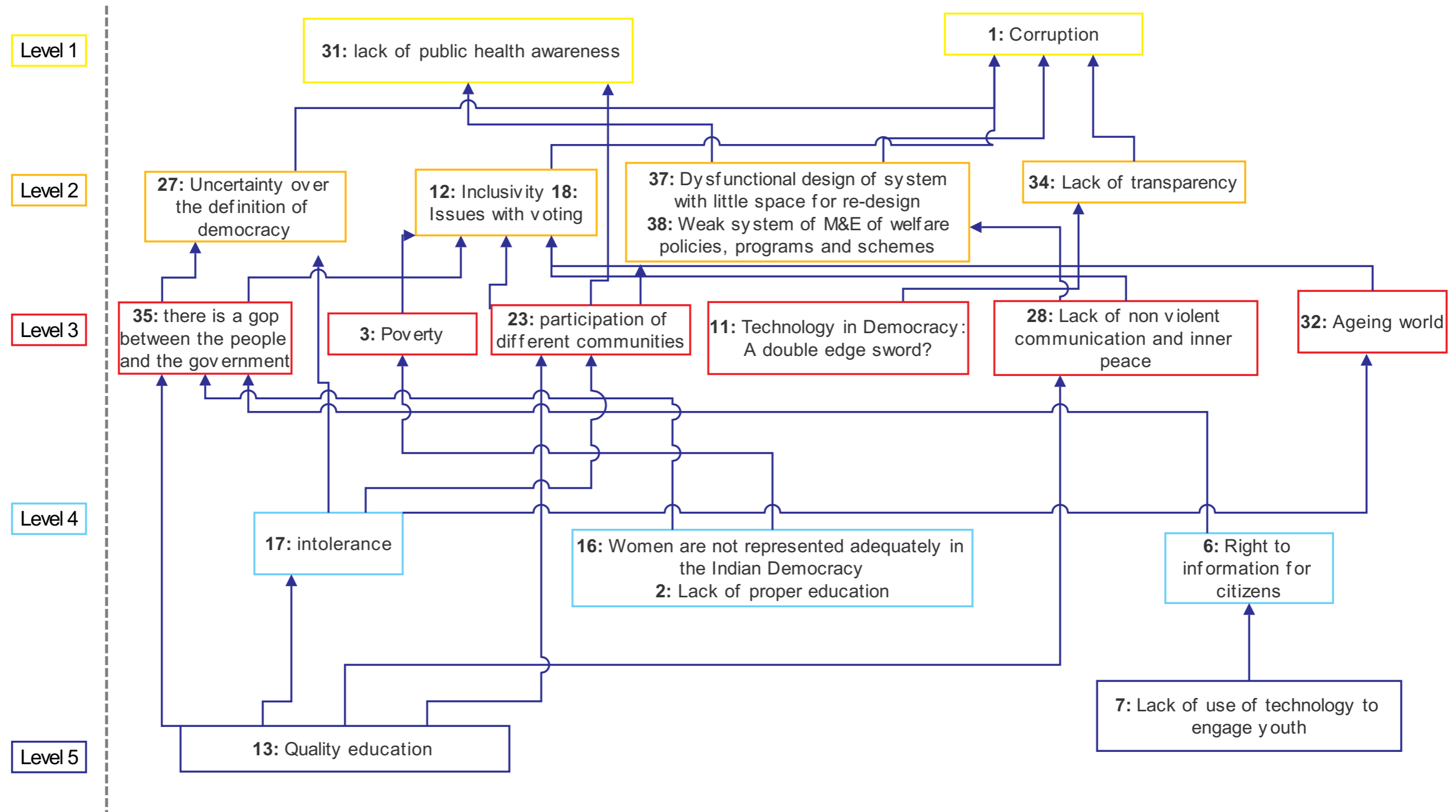
Influence MAP: Mena Region - Shortcomings



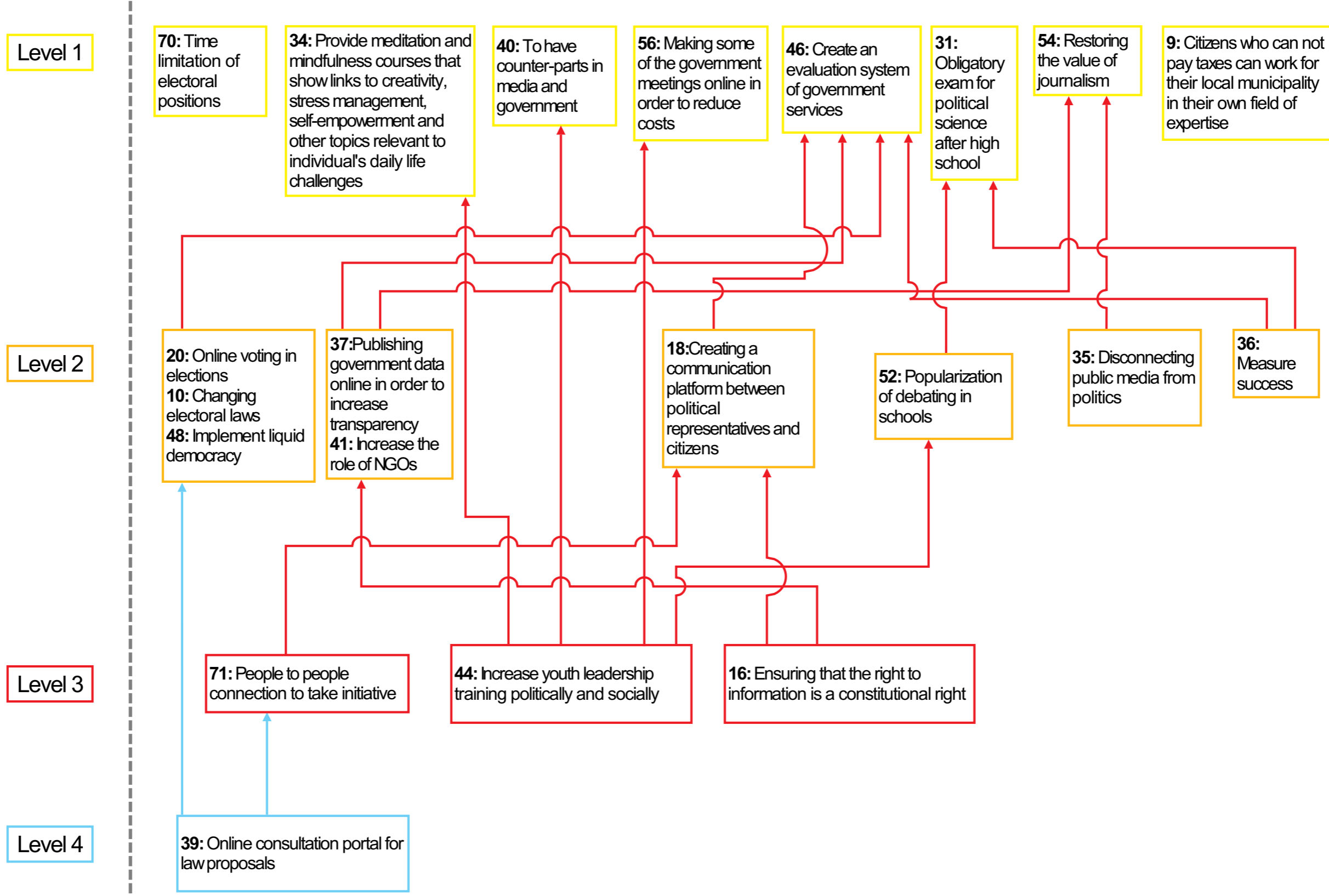
Influence MAP: American Region - Shortcomings



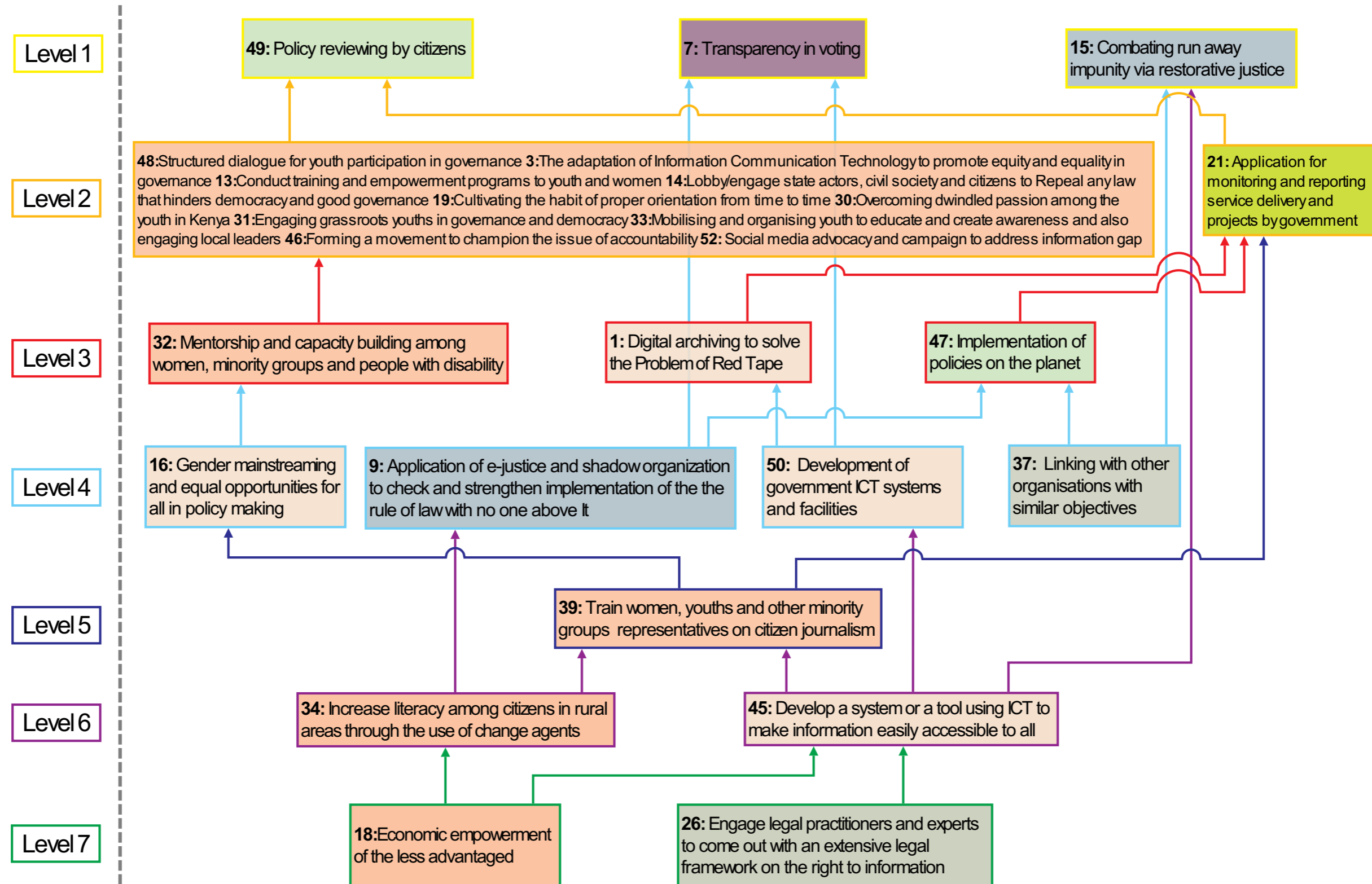
Influence MAP: Australasian Region - Shortcomings



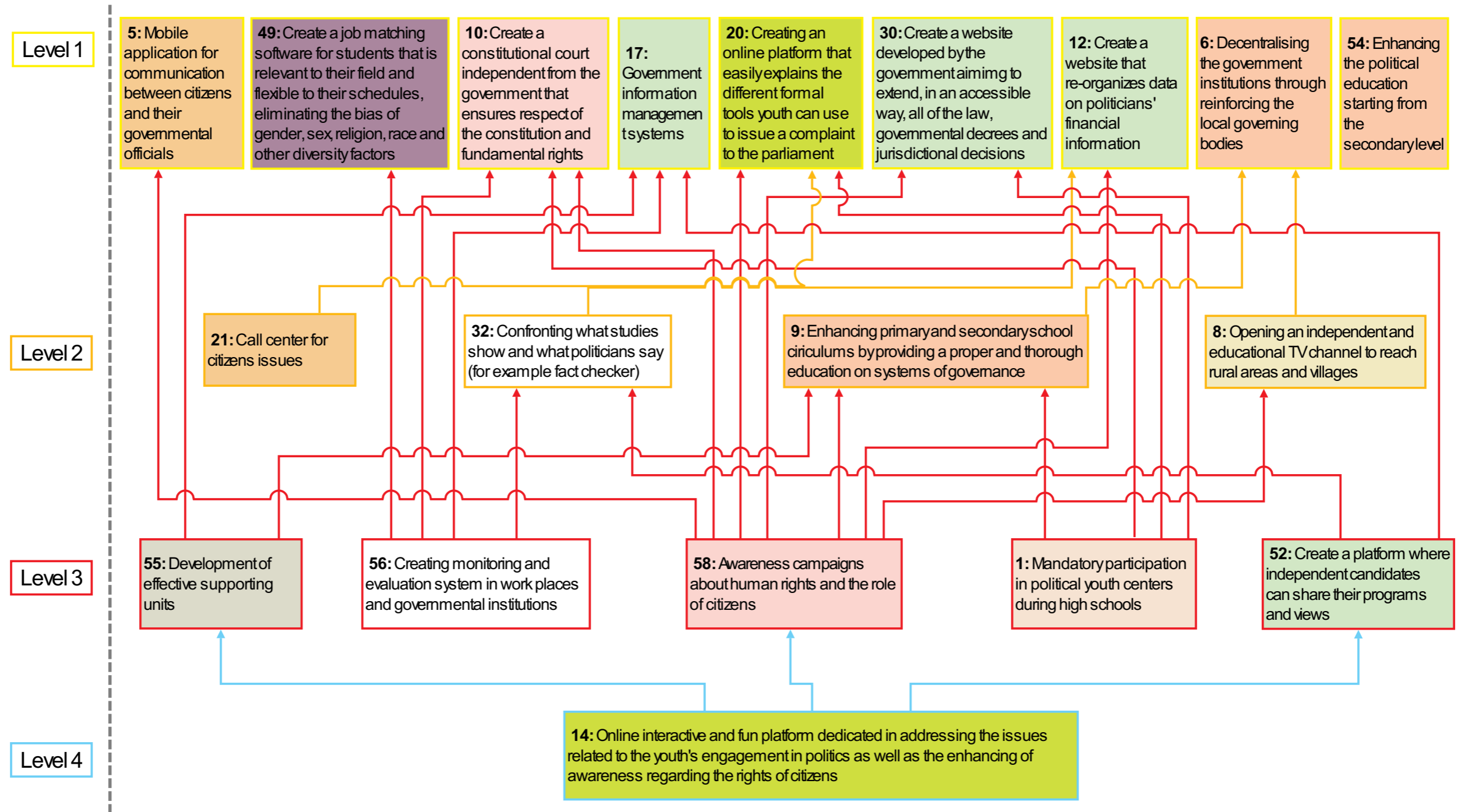
Influence MAP: European Region - Actions



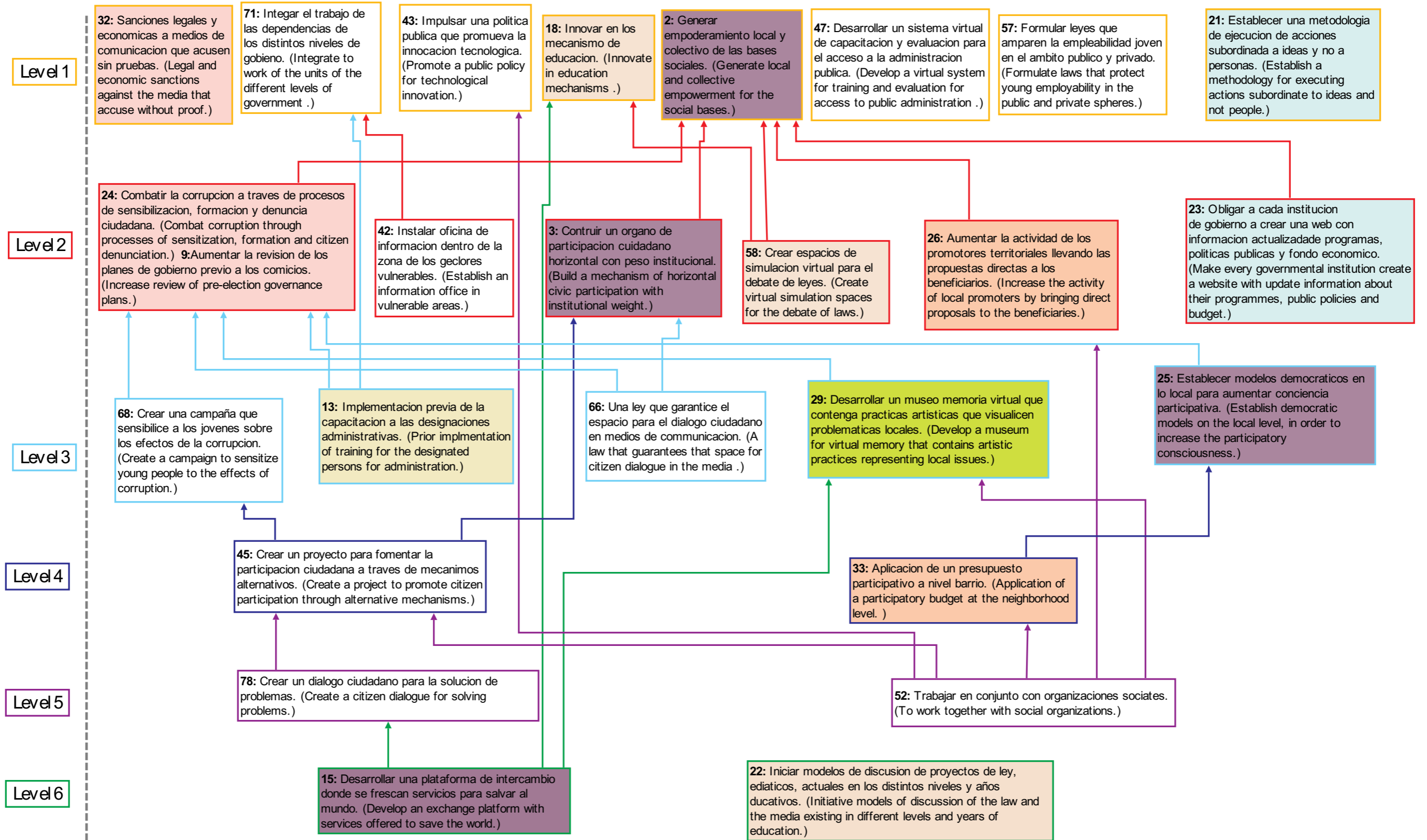
Influence MAP: African Region - Actions



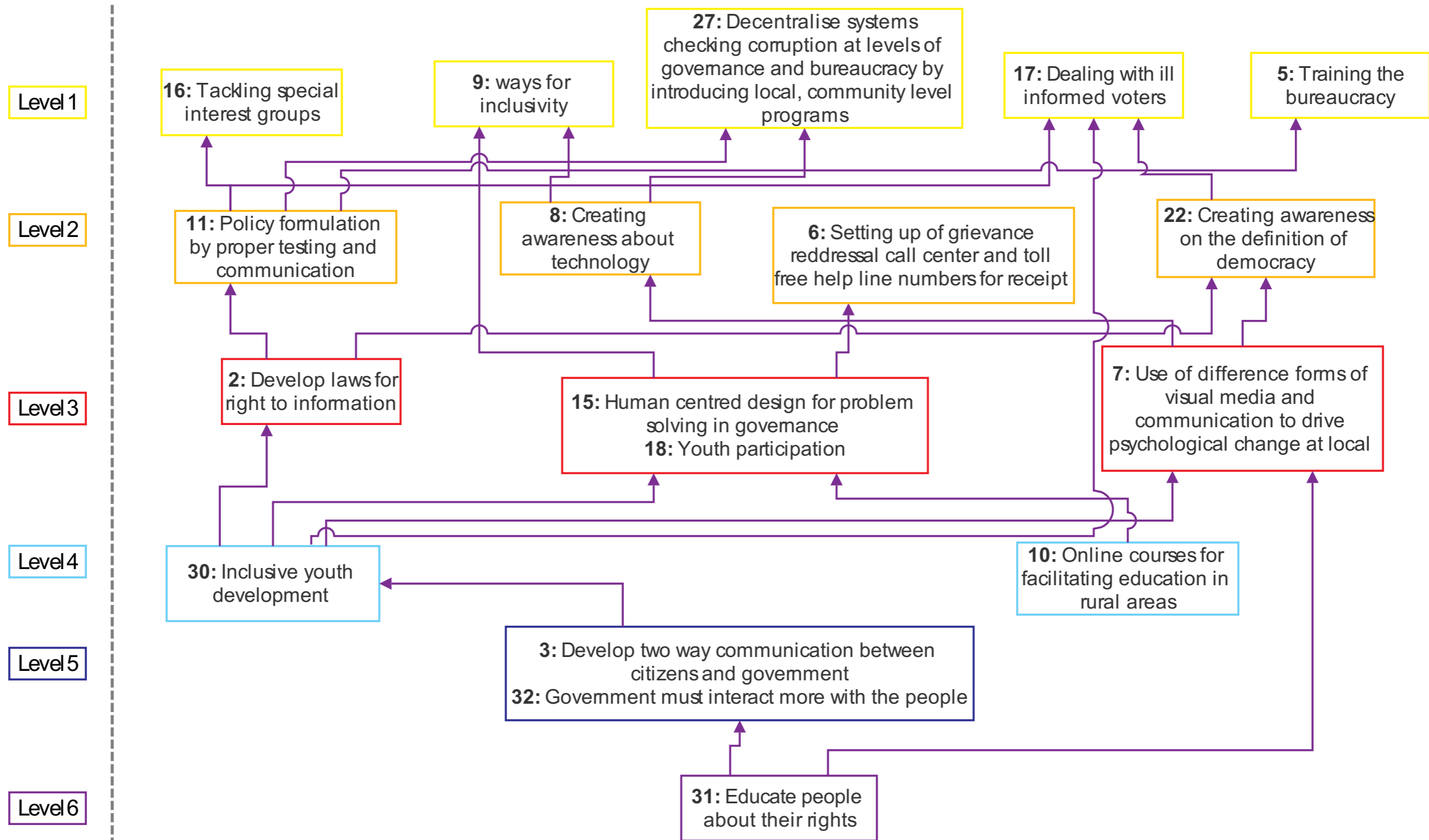
Influence MAP: Mena Region - Actions



Influence MAP: American Region - Actions



Influence MAP: Australasian Region - Actions





Manifesto: Democracy in the Digital Era

Yiannis Laouris & 105 others

Editor: **Kevin Dye**

ISBN: 978-9925-554-15-7

Data Analysis: **Kevin Dye & Jordan Kent**

Project Graphics Design: **Koullis Ioannou**

Design Manager: **Acpa Ksidea**

Video Production: **Leslie Timngum Ngam**



UNDEF



The United Nations
Democracy Fund

This project was funded by the United Nations Democracy Fund. The content of this publication is the sole responsibility of Future Worlds Center and does not necessarily reflect the views of the United Nations, the United Nations Democracy Fund, or its Advisory Board.

Copyright © 2017 Future Worlds Center, Nicosia, Cyprus.